


Shareholding Pattern

Quarter ending : December 2020

Summary statement holding of specified securities

Category of shareholder	Nos. of shareholders	No. of fully paid up equity shares held	No. of shares underlying Depository Receipts	Total nos. shares held	Shareholding as a % of total no. of shares (calculated as per SCRR, 1957) As a % of (A+B+C2)	No. of Voting Rights	Total as a % of Total Voting right	Number of equity shares held in dematerialized form
(A) Promoter & Promoter Group	21	54,841,170		54,841,170	35.92%	54,841,170	35.86%	54,841,170
(B) Public	61,708	97,846,675		97,846,675	64.08%	97,846,675	63.98%	96,447,664
(C1) Shares underlying DRs	1		251,500	251,500	0	251,500	0.16%	251,500
(C2) Shares held by Employee Trust					0			
(C) Non Promoter-Non Public	1		251,500	251,500	0.00%			251,500
Grand Total	61,730	152,687,845	251,500	152,939,345	100.00%	152,939,345	100.00%	151,540,334




Shareholding Pattern

Quarter Ending : December 2020

Statement showing shareholding pattern of the Promoter and Promoter Group

Category of shareholder	Nos. of shareholders	No. of fully paid up equity shares held	No. of shares underlying Depository Receipts	Total nos. shares held	Shareholding as a % of total no. of shares (calculated as per SCRR, 1957) As a % of (A+B+C2)	Number of equity shares held in dematerialized form
A1) Indian						
Individuals/Hindu undivided Family	19	78,75,000		78,75,000	5.36	78,75,000
KATARA ARUNA MUKESH	1	28,12,850		28,12,850	1.91	28,12,850
SUNITA KISHANDAS CHHABRIA	1	11,63,400		11,63,400	0.79	11,63,400
KISHANDAS PARASHRAM CHHABRIA	1	9,50,750		9,50,750	0.65	9,50,750
DEEPAK KISHAN CHHABRIA	1	9,36,750		9,36,750	0.64	9,36,750
PRAKASH PRALHAD CHHABRIA	1	8,31,850		8,31,850	0.57	8,31,850
VIJAY KISHAN CHHABRIA	1	5,39,250		5,39,250	0.37	5,39,250
GAYATRI PRAKASH CHHABRIA	1	1,05,000		1,05,000	0.07	1,05,000
HANSIKA HIYA PRAKASH CHHABRIA	1	1,05,000		1,05,000	0.07	1,05,000
RITU PRAKASH CHHABRIA	1	95,000		95,000	0.06	95,000
AMIT KATARA	1	87,400		87,400	0.06	87,400
AMRITA MUKESH KATARA	1	85,400		85,400	0.06	85,400
VINI DEEPAK CHHABRIA	1	33,750		33,750	0.02	33,750
RADHIKA DEEPAK CHHABRIA	1	30,000		30,000	0.02	30,000
KATARA MUKESH DOLUMAL	1	23,500		23,500	0.02	23,500
PRIYA VIJAY CHHABRIA	1	22,500		22,500	0.02	22,500
RISHI VIJAY CHHABRIA	1	22,500		22,500	0.02	22,500
KARAN VIJAY CHHABRIA	1	22,500		22,500	0.02	22,500
KATARA MUKESH DOLUMAL (HUF)	1	7,500		7,500	0.01	7,500
PRALHAD PARSRAM CHHABRIA	1	100		100	0	100
Any Other (specify)	2	4,69,66,170		4,69,66,170	31.97	4,69,66,170
ORBIT ELECTRICALS PRIVATE LIMITED	1	4,69,56,120		4,69,56,120	31.96	4,69,56,120
KATARA DENTAL PVT.LTD.	1	10,050		10,050	0.01	10,050
Sub Total A1	21	5,48,41,170		5,48,41,170	37.33	5,48,41,170
A2) Foreign					0	
A=A1+A2	21	5,48,41,170		5,48,41,170	37.33	5,48,41,170




Shareholding Pattern Public Shareholder

Quarter ending : December 2020

Statement showing shareholding pattern of the Public shareholder

Category & Name of the Shareholders	No. of shareholder	No. of fully paid up equity shares held	No. of shares underlying Depository Receipts	Total no. shares held	Shareholding % calculated as per SCRR, 1957 As a % of (A+B+C2)	No. of Voting Rights	Total as a % of Total Voting right	No. of equity shares held in dematerialized form (Not Applicable)
B1) Institutions								
Mutual Funds/	18	27,954,439		27,954,439	18.31%	27,954,439	18.28%	27,947,989
DSP SMALL CAP FUND	1	8,484,424		8,484,424	5.56%	8,484,424	5.55%	8,484,424
L&T MUTUAL FUND TRUSTEE LIMITED-L&T EMERGING BUSINESSES FUND	1	4,824,352		4,824,352	3.16%	4,824,352	3.15%	4,824,352
FRANKLIN INDIA TAXSHIELD	1	10,432,565		10,432,565	6.83%	10,432,565	6.82%	10,432,565
Venture Capital Funds	3	10,845		10,845	0.01%	10,845	0.01%	10,845
Foreign Portfolio Investors	94	11,526,504		11,526,504	7.55%	11,526,504	7.54%	11,525,504
LGOB GLOBAL OPPORTUNITIES LIMITED	1	2,879,550		2,879,550	1.89%	2,879,550	1.88%	2,879,550
Financial Institutions/ Banks	8	19,550		19,550	0.01%	19,550	0.01%	7,050
Sub Total B1	123	39,511,338		39,511,338	25.88%	39,511,338	25.83%	39,491,388
B2) Central Government/ State Government(s) / President of India	0	0		0	0.00%	0	0.00%	0
B3) Non-Institutions	0	0		0	0.00%	0	0.00%	0
Individual share capital upto Rs. 2 Lacs	59,499	17,158,827		17,158,827	11.24%	17,158,827	11.22%	16,180,258
Individual share capital in excess of Rs. 2 Lacs	10	9,210,734		9,210,734	6.03%	9,210,734	6.02%	9,210,734
ANIL RAMCHAND CHHABRIA	1	4,761,180		4,761,180	3.12%	4,761,180	3.11%	4,761,180
LEELA RAMCHAND CHHABRIA	1	1,779,600		1,779,600	1.17%	1,779,600	1.16%	1,779,600
Any Other (specify)	2,076	31,965,776		31,965,776	20.94%	31,965,776	20.90%	31,565,284
Bodies Corporate	320	23,438,998		23,438,998	15.35%	23,438,998	15.33%	23,433,948
FINOLEX INDUSTRIES LIMITED	1	22,187,075		22,187,075	14.53%	22,187,075	14.51%	22,187,075
Clearing Members	88	191,408		191,408	0.13%	191,408	0.13%	191,408
Non-Resident Indian (NRI)	1,659	3,550,370		3,550,370	2.33%	3,550,370	2.32%	3,538,720
GOPICHAND PARMANAND HINDUJA	1	2,879,550		2,879,550	1.89%	2,879,550	1.88%	2,879,550
Qualified Institutional Buyer	4	4,080,080		4,080,080	2.67%	4,080,080	2.67%	4,080,080
Trusts	4	397,715		397,715	0.26%	397,715	0.26%	13,923
IEPF	1	307,205		307,205	0.20%	307,205	0.20%	307,205
Sub Total B3	61,585	58,335,337		58,335,337	38.21%	58,335,337	38.14%	56,956,276
B=B1+B2+B3	61,708	97,846,675		97,846,675	64.08%	97,846,675	63.98%	96,447,664



Shareholding Pattern Non Promoter-Non Public

Quarter ending : December 2020

Statement showing shareholding pattern of the Non Promoter- Non Public shareholder

Category & Name of the Shareholders(I)	No. of shareholder(III)	No. of fully paid up equity shares held(IV)	Nos. of shares underlying Depository Receipts(VI)	Total no. shares held(VII = IV+V+VI)	Shareholding % calculated as per SCRR, 1957 As a % of (A+B+C2)(VIII)	Number of equity shares held in dematerialized form(XIV)(Not Applicable)
C1) Custodian/DR Holder						
Custodian/DR Holder	1	0	251,500	251,500	0	251,500
Sub Total C1	1	0	251,500	251,500	0	251,500
C2) Employee Benefit Trust	0	0	0	0	0	0
C= C1+C2	1	0	251,500	251,500	0	251,500

