


Shareholding Pattern
Quarter ending : December, 2022

Declaration

Particulars	Yes / No
Whether the Listed Entity has issued any partly paid up shares?	No
Whether the Listed Entity has issued any Convertible Securities ?	No
Whether the Listed Entity has issued any Warrants ?	No
Whether the Listed Entity has any shares against which depository receipts are issued?	Yes
Whether the Listed Entity has any shares in locked-in?	No
Whether any shares held by promoters are pledge or otherwise encumbered?	No
Whether company has equity shares with differential voting rights?	No

Summary statement holding of specified securities

Category of shareholder	Nos. of shareholders	No. of fully paid up equity shares held	No. of shares underlying Depository Receipts	Total nos. shares held	Shareholding as a % of total no. of shares (calculated as per SCRR, 1957)As a % of (A+B+C2)	Number of equity shares held in dematerialized form
(A) Promoter & Promoter Group	20	5,48,41,170		5,48,41,170	35.92	5,48,41,170
(B) Public	94,631	9,78,49,425		9,78,49,425	64.08	9,66,70,584
(C1) Shares underlying DRs				0	0	
(C2) Shares held by Employee Trust					0	
(C) Non Promoter-Non Public	1		2,48,750	2,48,750	0	2,48,750
Grand Total	94,652	15,26,90,595	2,48,750	15,29,39,345	100	15,17,60,504




Shareholding Pattern

Quarter Ending : December, 2022


Statement showing shareholding pattern of the Promoter and Promoter Group

Category of shareholder	Nos. of shareholders	No. of fully paid up equity shares held	No. of shares underlying Depository Receipts	Total nos. shares held	Shareholding as a % of total no. of shares (calculated as per SCRR, 1957) As a % of (A+B+C2)	Number of equity shares held in dematerialized form
A1) Indian						
Individuals/Hindu undivided Family	20	5,48,41,170		5,48,41,170	35.92%	5,48,41,170
KATARA MUKESH DOLUMAL (HUF)	1	7,500		7,500	0.00%	7,500
KATARA MUKESH DOLUMAL	1	23,500		23,500	0.02%	23,500
KATARA ARUNA MUKESH	1	28,12,950		28,12,950	1.84%	28,12,950
SUNITA KISHANDAS CHHABRIA	1	11,63,400		11,63,400	0.76%	11,63,400
PRAKASH PRALHAD CHHABRIA	1	8,31,850		8,31,850	0.54%	8,31,850
PRIYA VIJAY CHHABRIA	1	22,500		22,500	0.01%	22,500
VINI DEEPAK CHHABRIA	1	33,750		33,750	0.02%	33,750
KISHANDAS PARASHRAM CHHABRIA	1	6,85,250		6,85,250	0.45%	6,85,250
DEEPAK KISHAN CHHABRIA	1	12,02,250		12,02,250	0.79%	12,02,250
VIJAY KISHAN CHHABRIA	1	5,39,250		5,39,250	0.35%	5,39,250
RITU PRAKASH CHHABRIA	1	95,000		95,000	0.06%	95,000
RISHI VIJAY CHHABRIA	1	22,500		22,500	0.01%	22,500
KARAN VIJAY CHHABRIA	1	22,500		22,500	0.01%	22,500
GAYATRI PRAKASH CHHABRIA	1	1,05,000		1,05,000	0.07%	1,05,000
HANSIKA HIYA PRAKASH CHHABRIA	1	1,05,000		1,05,000	0.07%	1,05,000
RADHIKA DEEPAK CHHABRIA	1	30,000		30,000	0.02%	30,000
AMIT KATARA	1	87,400		87,400	0.06%	87,400
AMRITA MUKESH KATARA	1	85,400		85,400	0.06%	85,400
Any Other (specify)						
ORBIT ELECTRICALS PRIVATE LIMITED	1	4,69,56,120		4,69,56,120	30.75%	4,69,56,120
KATARA DENTAL PVT.LTD.	1	10,050		10,050	0.01%	10,050
Sub Total A1	20	54841170		54841170	35.92%	5,48,41,170
A2) Foreign						0
A=A1+A2	20	5,48,41,170		5,48,41,170	35.92%	5,48,41,170



Shareholding Pattern Public Shareholder
Quarter ending : December, 2022
Statement showing shareholding pattern of the Public shareholder

Category & Name of the Shareholders	No. of shareholder	No. of fully paid up equity shares held	No. of shares underlying Depository Receipts	Total no. shares held	Shareholding % calculated as per SCRR, 1957 As a % of (A+B+C2)	No. of Voting Rights	Total as a % of Total Voting right	No. of equity shares held in dematerialized form (Not Applicable)
B1) Institutions (Domestic)								
Mutual Funds/	17	2,11,70,968		2,11,70,968	13.87%	2,11,70,968	13.84%	2,11,62,018
DSP SMALL CAP FUND	1	24,11,667		24,11,667	1.58%	24,11,667	1.58%	24,11,667
HDFC TRUSTEE CO. LTD. A/C- HDFC CHILDREN'S GIF	1	35,15,004		35,15,004	2.30%	35,15,004	2.30%	35,15,004
HSBC INFRASTRUCTURE FUND	1	34,04,460						
NIPPON INDIA TRUSTEE LTD-A/C NIPPON INDIA MUL	1	67,64,125		67,64,125	4.43%	67,64,125	4.42%	67,64,125
TEMPLETON INDIA VALUE FUND	1	33,64,898		33,64,898	2.20%	33,64,898	2.20%	33,64,898
Venture Capital Funds	0	0		0	0.00%	0	0.00%	0
Alternate Investment Funds	9	10,00,870		10,00,870	0.66%	10,00,870	0.65%	10,00,870
Banks	2	2,050		2,050	0.00%	2,050	0.00%	2,050
Insurance Companies	5	54,22,930		54,22,930	3.55%	54,22,930	3.55%	54,22,930
HDFC LIFE INSURANCE COMPANY LIMITED	1	27,76,154		27,76,154	1.82%	27,76,154	1.82%	27,76,154
Provident Funds/Pension Funds	0	0	0	0	0.00%	0	0.00%	0
Asset Reconstruction Companies	0	0		0	0.00%	0	0.00%	0
Sovereign Wealth Funds	0	0	0	0	0.00%	0	0.00%	0
NBFC Registered with RBI	4	9,645		9,645	0.01%	9,645	0.01%	9,645
Other Financial Institutions	1	29,023		29,023	0.02%	29,023	0.02%	29,023
Any Other								
Sub Total (B) (1)	39	2,76,35,486		2,76,35,486	18.32%	2,76,35,486		2,76,26,536
Institutions (Foreign)								
Foreign Direct Investment	0	0		0	0.00%	0		0
Foreign Venture Capital	0	0		0	0.00%	0		0
Sovereign Wealth Funds	0	0		0	0.00%	0		0
Foreign Portfolio Investors Category I	133	1,14,94,485		1,14,94,485	7.53%	1,14,94,485	7.52%	1,14,94,485
Foreign Portfolio Investors Category II	7	12,03,596		12,03,596	0.00%	12,03,596	0.00%	12,03,596
Overseas Depositories (holding DRs) (balancing figure)	0	0		0	0.00%	0	0.00%	0
Any Other								
FOREIGN INSTITUTIONAL INVESTORS	2	1000		1000	0.00%	1000	0.00%	0
FOREIGN PORTFOLIO - CORP	1	2879550		2879550	1.89%	2879550	1.88%	2879550
LGOF GLOBAL OPPORTUNITIES LIMITED	1	2879550		2879550	1.89%	2879550	1.88%	2879550
FOREIGN PORTFOLIO INVESTORS	1	454		454	0.00%	454	0.00%	454
BANKS	4	15000		15000	0.01%	15000	0.01%	5000
Sub Total (B)(2)	147	1,55,94,085		1,55,94,085	1.97%	1,55,94,085	1.97%	1,55,83,085
Central Government/State Government(s)/President								
Central Government / President of India	0	0		0	0.00%	0	0.00%	0
State Government / Governor	0	0		0	0.00%	0	0.00%	0
Shareholding by Companies or Bodies Corporate	0	0		0	0.00%	0	0.00%	0
Sub Total (B)(3)	0	0		0	0.00%	0	0.00%	0
Non-Institutions								
Associate companies / Subsidiaries	1	22187075		22187075	14.53%	22187075	14.51%	22187075
FINOLEX INDUSTRIES LIMITED	1	22187075		22187075	14.53%	22187075	14.51%	22187075
Directors and their relatives (excluding independent Key Managerial Personnel)	0	0		0	0.00%	0	0.00%	0
Relatives of promoters (other than 'immediate Trusts where any person belonging to 'Promoter and Investor Education and Protection Fund (IEPF)	1	350910		350910	0.23%	350910	0.23%	350910
Resident Individuals holding nominal share capital up	90732	17105470		17105470	11.20%	17105470	11.18%	16341471
Resident Individuals holding nominal share capital in	8	8245644		8245644	5.40%	8245644	5.39%	8245644
LEELA RAMCHAND CHHABRIA	1	1779600		1779600	1.17%	1779600	1.16%	1779600
ANIL RAMCHAND CHHABRIA	1	4761180		4761180	3.12%	4761180	3.11%	4761180
Non Resident Indians (NRIs)	2041	3578226		3578226	2.34%	3578226	2.34%	3569376
GOPICHAND PARMANAND HINDUJA	1	2879550		2879550	1.89%	2879550	1.88%	2879550
Foreign Nationals	0	0		0	0.00%	0	0.00%	0
Foreign Companies)	0	0		0	0.00%	0	0.00%	0
Bodies Corporate	507	1667992		1667992	1.09%	1667992	1.09%	1665742
Any Other								
CLEARING MEMBERS	24	12588		12588	0.01%	12588	0.01%	12588
H U F	1122	1061384		1061384	0.70%	1061384	0.69%	1061384
TRUSTS	7	398365		398365	0.26%	398365	0.26%	14573
Sub Total (B)(4)	94444	54619854		54619854	35.77%	54619854	35.71%	53460963
Total Public Shareholding (B) =	94630	97849425		97849425	37.93%	97849425	37.68%	96670584



Shareholding Pattern Non Promoter-Non Public

Quarter ending : December, 2022

Statement showing shareholding pattern of the Non Promoter- Non Public shareholder

Category & Name of the Shareholders(I)	No. of shareholder(III)	No. of fully paid up equity shares held(IV)	Nos. of shares underlying Depository Receipts(VI)	Total no. shares held(VII) = IV+V+VI)	Shareholding % calculated as per SCRR, 1957 As a % of (A+B+C2)(VIII)	Number of equity shares held in dematerialized form(XIV)(Not Applicable)
C1) Custodian/DR Holder	0	0				
Custodian/DR Holder	1	0	2,48,750	2,48,750	0	2,48,750
Sub Total C1	1	0	2,48,750	2,48,750	0	2,48,750
C2) Employee Benefit Trust	0	0	0	0	0	0
C= C1+C2	1	0	2,48,750	2,48,750	0	2,48,750






Table VI - Statement showing foreign ownership limits		
	Board approved limits	Limits utilized
As on shareholding date	100.00	12.49
As on the end of previous 1st quarter	100.00	12.28
As on the end of previous 2nd quarter	100.00	11.55
As on the end of previous 3rd quarter	100.00	11.63
As on the end of previous 4th quarter	100.00	11.65

