



General information about company	
Scrip code	500144
NSE Symbol	FINCABLES
MSEI Symbol	NA
ISIN	INE235A01022
Name of the company	Finolex Cables Limited
Whether company is SME	No
Class of Security	Equity Shares
Type of report	Quarterly
Quarter Ended / Half year ended/Date of Report (For Prelisting / Allotment)	30-09-2020
Date of allotment / extinguishment (in case Capital Restructuring selected) / Listing Date	
Shareholding pattern filed under	Regulation 31 (1) (b)
Whether the listed entity is Public Sector Undertaking (PSU)?	No



Declaration

Sr. No.	Particular	Yes/No	Promoter and Promoter Group	Public shareholder	Non Promoter-Non Public
1	Whether the Listed Entity has issued any partly paid up shares?	No	No	No	No
2	Whether the Listed Entity has issued any Convertible Securities ?	No	No	No	No
3	Whether the Listed Entity has issued any Warrants ?	No	No	No	No
4	Whether the Listed Entity has any shares against which depository receipts are issued?	Yes	No	No	Yes
5	Whether the Listed Entity has any shares in locked-in?	No	No	No	No
6	Whether any shares held by promoters are pledge or otherwise encumbered?	No	No		
7	Whether company has equity shares with differential voting rights?	No	No	No	No
8	Whether the listed entity has any significant beneficial owner?	No			




Shareholding Pattern

Quarter ending : June 2020

Summary statement holding of specified securities

Category of shareholder	Nos. of shareholders	No. of fully paid up equity shares held	No. of shares underlying Depository Receipts	Total nos. shares held	Shareholding as a % of total no. of shares (calculated as per SCRR, 1957) As a % of (A+B+C2)	No. of Voting Rights	Total as a % of Total Voting right	Number of equity shares held in dematerialized form
(A) Promoter & Promoter Group	21	54,841,170		54,841,170	35.92%	54,841,170	35.92%	54,841,170
(B) Public	63281	97,846,675		97,846,675	64.08%	97,846,675	64.08%	9,64,21,519
(C1) Shares underlying DRs			251,500	251,500	0	251,500	0.16%	251,500
(C2) Shares held by Employee Trust	1				0			
(C) Non Promoter-Non Public	0		251,500	251,500	0.16%			251,500
Grand Total	63303	152,687,845	251,500	152,939,345	100.00%	152,939,345	100.00%	15,15,14,189




Shareholding Pattern

Quarter Ending : Sep 2020

Statement showing shareholding pattern of the Promoter and Promoter Group

Category of shareholder	Nos. of shareholders	No. of fully paid up equity shares held	No. of shares underlying Depository Receipts	Total nos. shares held	Shareholding as a % of total no. of shares (calculated as per SCRR, 1957)As a % of (A+B+C2)	Number of equity shares held in dematerialized form
A1) Indian						
Individuals/Hindu undivided Family	19	78,75,000		78,75,000	5.36	78,75,000
KATARA ARUNA MUKESH	1	28,12,850		28,12,850	1.91	28,12,850
SUNITA KISHANDAS CHHABRIA	1	11,63,400		11,63,400	0.79	11,63,400
KISHANDAS PARASHRAM CHHABRIA	1	9,50,750		9,50,750	0.65	9,50,750
DEEPAK KISHAN CHHABRIA	1	9,36,750		9,36,750	0.64	9,36,750
PRAKASH PRALHAD CHHABRIA	1	8,31,850		8,31,850	0.57	8,31,850
VIJAY KISHAN CHHABRIA	1	5,39,250		5,39,250	0.37	5,39,250
GAYATRI PRAKASH CHHABRIA	1	1,05,000		1,05,000	0.07	1,05,000
HANSIKA HIYA PRAKASH CHHABRIA	1	1,05,000		1,05,000	0.07	1,05,000
RITU PRAKASH CHHABRIA	1	95,000		95,000	0.06	95,000
AMIT KATARA	1	87,400		87,400	0.06	87,400
AMRITA MUKESH KATARA	1	85,400		85,400	0.06	85,400
VINI DEEPAK CHHABRIA	1	33,750		33,750	0.02	33,750
RADHIKA DEEPAK CHHABRIA	1	30,000		30,000	0.02	30,000
KATARA MUKESH DOLUMAL	1	23,500		23,500	0.02	23,500
PRIYA VIJAY CHHABRIA	1	22,500		22,500	0.02	22,500
RISHI VIJAY CHHABRIA	1	22,500		22,500	0.02	22,500
KARAN VIJAY CHHABRIA	1	22,500		22,500	0.02	22,500
KATARA MUKESH DOLUMAL (HUF)	1	7,500		7,500	0.01	7,500
PRALHAD PARSRAM CHHABRIA	1	100		100	0	100
Any Other (specify)	2	4,69,66,170		4,69,66,170	30.76	4,69,66,170
ORBIT ELECTRICALS PRIVATE LIMITED	1	4,69,56,120		4,69,56,120	30.75	4,69,56,120
KATARA DENTAL PVT.LTD.	1	10,050		10,050	0.01	10,050
Sub Total A1	21	5,48,41,170		5,48,41,170	35.92	5,48,41,170
					0	
A2) Foreign						
A=A1+A2	21	5,48,41,170		5,48,41,170	35.92	5,48,41,170




Shareholding Pattern Public Shareholder

Quarter ending : Sep 2020

Statement showing shareholding pattern of the Public shareholder

Category & Name of the Shareholders	No. of shareholder	No. of fully paid up equity shares held	No. of shares underlying Depository Receipts	Total no. shares held	Shareholding % calculated as per SCRR, 1957 As a % of (A+B+C2)	No. of Voting Rights	Total as a % of Total Voting right	No. of equity shares held in dematerialized form (Not Applicable)
B1) Institutions								
Mutual Funds/	17	28,598,650		28,598,650	18.73%	28598650	18.70%	2,85,92,200
DSP SMALL CAP FUND	1	7,846,004		7,846,004	5.14%	7846004	5.13%	7,846,004
L AND T MUTUAL FUND TRUSTEE LTD-L AND T INFRASTRUCTURE FUND	1	5054495		5,054,495	3.31%	5054495	3.30%	50,54,495
KOTAK SMALL CAP FUND	1	2164471		2,164,471	1.42%	2164471	1.42%	2,164,471
KOTAK EQUITY HYBRID	1	2,669,411		2,669,411	1.75%	2669411	1.75%	2,669,411
FRANKLIN INDIA EQUITY ADVANTAGE FUND	1	10,432,565		10,432,565	6.83%	10432565	6.82%	10,432,565
Venture Capital Funds	3	10,845		10,845	0.01%	10845	0.01%	10,845
Foreign Portfolio Investors	95	10,795,534		10,795,534	7.07%	10795534	7.06%	10,794,534
LGOB GLOBAL OPPORTUNITIES LIMITED	1	2,879,550		2,879,550	1.89%	2879550	1.88%	2,879,550
Financial Institutions/ Banks	10	71,599		71,599	0.05%	71599	0.05%	59,099
Sub Total B1	125	39,476,628	0	39,476,628	25.85%	39,476,628	25.81%	3,94,56,678
B2) Central Government/ State Government(s) / President of India	0	0		0	0.00%		0.00%	
B3) Non-Institutions	0	0		0	0.00%		0.00%	
Individual share capital upto Rs. 2 Lacs	60,639	16,945,719		16,945,719	11.10%	16945719	11.08%	1,59,41,005
Individual share capital in excess of Rs. 2 Lacs	11	9,460,325		9,460,325	6.20%	9460325	6.19%	94,60,325
ANIL RAMCHAND CHHABRIA	1	1779600		1,779,600	1.17%	1779600	1.16%	1,779,600
LEELA RAMCHAND CHHABRIA	1	4,761,180		4,761,180	3.12%	4761180	3.11%	4,761,180
Any Other (specify)	2,506	31964003		3,19,64,003	20.93	3,19,64,003	20.9	3,15,63,511
Non-Resident Indian (NRI)	2131	3649270		36,49,270	2.39	36,49,270	2.39	36,37,620
GOPICHAND PARMANAND HINDUJA	1	2879550		28,79,550	1.89	28,79,550	1.88	28,79,550
Trusts	4	397715		3,97,715	0.26	3,97,715	0.26	13,923
Clearing Members	69	45026		45,026	0.03	45,026	0.03	45,026
Qualified Institutional Buyer	3	4018603		40,18,603	2.63	40,18,603	2.63	40,18,603
HDFC LIFE INSURANCE COMPANY LIMITED	1	3024547		30,24,547	1.98	30,24,547	1.98	30,24,547
Bodies Corporate	298	23546184		2,35,46,184	15.42	2,35,46,184	15.4	2,35,41,134
Finolex Industries Limited	1	22187075		2,21,87,075	14.53	2,21,87,075	14.51	2,21,87,075
IEPF	1	307205		307,205	0.2	3,07,205	0.2	3,07,205
Sub Total B3	63,156	58,370,047	0	5,83,70,047	38.23	5,83,70,047	38.17	5,69,64,841
B=B1+B2+B3	63,281	97,846,675	0	9,78,46,675	64.08	9,78,46,675	63.98	9,64,21,519



Shareholding Pattern Non Promoter-Non Public

Quarter ending : Sep 2020

Statement showing shareholding pattern of the Non Promoter- Non Public shareholder

Category & Name of the Shareholders(I)	No. of shareholder(III)	No. of fully paid up equity shares held(IV)	Nos. of shares underlying Depository Receipts(VI)	Total no. shares held(VII = IV+V+VI)	Shareholding % calculated as per SCRR, 1957 As a % of (A+B+C2)(VIII)	Number of equity shares held in dematerialized form(XIV)(Not Applicable)
C1) Custodian/DR Holder						
Custodian/DR Holder	1	0	251,500	251,500	0	251,500
CITIBANK N.A.	1	0	251,500	251,500	0	251,500
Sub Total C1	1	0	251,500	251,500	0	251,500
C2) Employee Benefit Trust	0	0	0	0	0	0
C= C1+C2	1	0	251,500	251,500	0.16	251,500

