


Shareholding Pattern
Quarter ending : September, 2018

Declaration

Particulars	Yes / No
Whether the Listed Entity has issued any partly paid up shares?	No
Whether the Listed Entity has issued any Convertible Securities ?	No
Whether the Listed Entity has issued any Warrants ?	No
Whether the Listed Entity has any shares against which depository receipts are issued?	Yes
Whether the Listed Entity has any shares in locked-in?	No
Whether any shares held by promoters are pledge or otherwise encumbered?	No
Whether company has equity shares with differential voting rights?	No

Summary statement holding of specified securities

Category of shareholder	Nos. of shareholders	No. of fully paid up equity shares held	No. of shares underlying Depository Receipts	Total nos. shares held	Shareholding as a % of total no. of shares (calculated as per SCRR, 1957)As a % of (A+B+C2)	Number of equity shares held in dematerialized form
(A) Promoter & Promoter Group	21	5,48,41,170		5,48,41,170	37.33	5,48,41,170
(B) Public	44,198	92086625		92,086,625	62.67	90,018,014
(C1) Shares underlying DRs	1		60,11,550	60,11,550	0	60,11,550
(C2) Shares held by Employee Trust					0	
(C) Non Promoter-Non Public	1		60,11,550	60,11,550	0	60,11,550
Grand Total	44,220	92086625	60,11,550	152,939,345	100	150,870,734




Shareholding Pattern

Quarter Ending : September, 2018

Statement showing shareholding pattern of the Promoter and Promoter Group

Category of shareholder	Nos. of shareholders	No. of fully paid up equity shares held	No. of shares underlying Depository Receipts	Total nos. shares held	Shareholding as a % of total no. of shares (calculated as per SCRR, 1957)As a % of (A+B+C2)	Number of equity shares held in dematerialized form
A1) Indian						
Individuals/Hindu undivided Family	19	78,75,000		78,75,000	5.36	78,75,000
KATARA ARUNA MUKESH	1	28,12,850		28,12,850	1.91	28,12,850
SUNITA KISHANDAS CHHABRIA	1	11,63,400		11,63,400	0.79	11,63,400
KISHANDAS PARASHRAM CHHABRIA	1	9,50,750		9,50,750	0.65	9,50,750
DEEPAK KISHAN CHHABRIA	1	9,36,750		9,36,750	0.64	9,36,750
PRAKASH PRALHAD CHHABRIA	1	8,31,850		8,31,850	0.57	8,31,850
VIJAY KISHAN CHHABRIA	1	5,39,250		5,39,250	0.37	5,39,250
GAYATRI PRAKASH CHHABRIA	1	1,05,000		1,05,000	0.07	1,05,000
HANSIKA HIYA PRAKASH CHHABRIA	1	1,05,000		1,05,000	0.07	1,05,000
RITU PRAKASH CHHABRIA	1	95,000		95,000	0.06	95,000
AMIT KATARA	1	87,400		87,400	0.06	87,400
AMRITA MUKESH KATARA	1	85,400		85,400	0.06	85,400
VINI DEEPAK CHHABRIA	1	33,750		33,750	0.02	33,750
RADHIKA DEEPAK CHHABRIA	1	30,000		30,000	0.02	30,000
KATARA MUKESH DOLUMAL	1	23,500		23,500	0.02	23,500
PRIYA VIJAY CHHABRIA	1	22,500		22,500	0.02	22,500
RISHI VIJAY CHHABRIA	1	22,500		22,500	0.02	22,500
KARAN VIJAY CHHABRIA	1	22,500		22,500	0.02	22,500
KATARA MUKESH DOLUMAL (HUF)	1	7,500		7,500	0.01	7,500
PRALHAD PARSRAM CHHABRIA	1	100		100	0	100
Any Other (specify)	2	4,69,66,170		4,69,66,170	31.97	4,69,66,170
ORBIT ELECTRICALS PRIVATE LIMITED	1	4,69,56,120		4,69,56,120	31.96	4,69,56,120
KATARA DENTAL PVT.LTD.	1	10,050		10,050	0.01	10,050
Sub Total A1	21	5,48,41,170		5,48,41,170	37.33	5,48,41,170
A2) Foreign					0	
A=A1+A2	21	5,48,41,170		5,48,41,170	37.33	5,48,41,170




Shareholding Pattern Public Shareholder

Quarter ending : September, 2018

Statement showing shareholding pattern of the Public shareholder

Category & Name of the Shareholders	No. of shareholder	No. of fully paid up equity shares held	No. of shares underlying Depository Receipts	Total no. shares held	Shareholding % calculated as per SCRR, 1957 As a % of (A+B+C2)	No. of Voting Rights	Total as a % of Total Voting right	No. of equity shares held in dematerialized form(Not Applicable)
B1) Institutions								
Mutual Funds/	27	29,090,577		29,090,577	19.80%	3,08,92,992	19.80%	29,080,627
FRANKLIN TEMPLETON MUTUAL FUND A/C FRANKLIN INDIA PRIMA FUND		7,998,761		7,998,761	5.44%	7998761	5.44%	7,998,761
DSP BLACKROCK EQUITY & BOND FUND		7,175,812		7,175,812	4.88%	7175812	4.88%	7,175,812
ADITYA BIRLA SUN LIFE TRUSTEE PRIVATE LIMITED A/C ADITYA BIRLA SUN LIFE EQUITY HYBRID '95 FUND		3,911,212		3,911,212	2.66%	3911212	2.66%	3,911,212
L AND T MUTUAL FUND TRUSTEE LTD-L AND T INFRASTRUCTURE FUND		3,178,033		3,178,033	2.16%	3178033	2.16%	3,178,033
KOTAK EQUITY HYBRID		2,021,377		2,021,377	1.38%	2021377	1.38%	2,021,377
TATA YOUNG CITIZENS FUND		1,912,585		1,912,585	1.30%	1912585	1.30%	1,912,585
Venture Capital Funds	4	11,146		11,146	0.01%	11146	0.01%	11,146
Foreign Portfolio Investors	114	9,552,101		9,552,101	6.50%	9552101	6.50%	9,535,251
AVIVA INVESTORS - EMERGING MARKETS EQUITY SMALL CAP FUND		1,636,053		1,636,053	1.11%	1636053	1.11%	1,636,053
Financial Institutions/ Banks	15	1,090,257		1,090,257	0.74%	1090257	0.74%	1,076,257
Sub Total B1	160	39,744,081		39,744,081	27.05%	39,744,081	27.05%	39,703,281
B2) Central Government/ State Government(s) / President of India								
B3) Non-Institutions								
Individual share capital upto Rs. 2 Lacs	40,811	15,885,065		15,885,065	10.81%	15885065	10.81%	14,284,751
Individual share capital in excess of Rs. 2 Lacs	13	10,744,853		10,744,853	7.31%	10,744,853	7.31%	10,744,853
ANIL RAMCHAND CHHABRIA	1	4,761,180		4,761,180	3.24%	4,761,180	3.24%	4,761,180
LEELA RAMCHAND CHHABRIA	1	1,779,600		1,779,600	1.21%	1,779,600	1.21%	1,779,600
Any Other (specify)	3,214	25,712,626		25,712,626	17.50%	25,712,626	17.50%	25,285,129
Clearing Members	69	25,026		25,026	0.02%	25,026	0.02%	25,026
Non-Resident Indian (NRI)	1,935	776,041		776,041	0.53%	776,041	0.53%	776,041
Foreign Nationals	779	427,291		427,291	0.29%	427,291	0.29%	403,691
Trusts	4	403,930		403,930	0.27%	403,930	0.27%	20,138
Bodies Corporate	427	24,080,338		24,080,338	16.39%	24,080,338	16.39%	24,060,233
FINOLEX INDUSTRIES LIMITED	1	22,187,075		22,187,075	15.10%	22,187,075	15.10%	22,187,075
Sub Total B3	44,038	52,342,544		52,342,544	35.62%	52,342,544	35.62%	50,314,733
B=B1+B2+B3	44,198	92,086,625		92,086,625	62.67%	92,086,625	62.67%	90,018,014



Shareholding Pattern Non Promoter-Non Public

Quarter ending : September, 2018

Statement showing shareholding pattern of the Non Promoter- Non Public shareholder

Category & Name of the Shareholders(I)	No. of shareholder(III)	No. of fully paid up equity shares held(IV)	Nos. of shares underlying Depository Receipts(VI)	Total no. shares held(VII = IV+V+VI)	Shareholding % calculated as per SCRR, 1957 As a % of (A+B+C2)(VIII)	Number of equity shares held in dematerialized form(XIV)(Not Applicable)
C1) Custodian/DR Holder						
Custodian/DR Holder	1	6,011,550		60,11,550	0	60,11,550
CITIBANK N.A.	1	6,011,550		60,11,550	0	60,11,550
Sub Total C1	1	6,011,550		60,11,550	0	60,11,550
C2) Employee Benefit Trust	0	0			0	
C= C1+C2	1	6,011,550		60,11,550	0	60,11,550

