


Shareholding Pattern
Quarter ending : September, 2021

Declaration

Particulars	Yes / No
Whether the Listed Entity has issued any partly paid up shares?	No
Whether the Listed Entity has issued any Convertible Securities ?	No
Whether the Listed Entity has issued any Warrants ?	No
Whether the Listed Entity has any shares against which depository receipts are issued?	Yes
Whether the Listed Entity has any shares in locked-in?	No
Whether any shares held by promoters are pledge or otherwise encumbered?	No
Whether company has equity shares with differential voting rights?	No

Summary statement holding of specified securities

Category of shareholder	Nos. of shareholders	No. of fully paid up equity shares held	No. of shares underlying Depository Receipts	Total nos. shares held	Shareholding as a % of total no. of shares (calculated as per SCRR, 1957) As a % of (A+B+C2)	Number of equity shares held in dematerialized form
(A) Promoter & Promoter Group	20	54841170		54,841,170	35.92	5,48,41,170
(B) Public	80,245	97849425		97,849,425	62.67	96,491,239
(C1) Shares underlying DRs	1		248750	248,750	0	248,750
(C2) Shares held by Employee Trust					0	
(C) Non Promoter-Non Public	1		248750	248,750	0	248,750
Grand Total	80,266	152690595	248750	152,939,345	100	151,581,159




Shareholding Pattern

Quarter Ending : September, 2021

Statement showing shareholding pattern of the Promoter and Promoter Group

Category of shareholder	Nos. of shareholders	No. of fully paid up equity shares held	No. of shares underlying Depository Receipts	Total nos. shares held	Shareholding as a % of total no. of shares (calculated as per SCRR, 1957)As a % of (A+B+C2)	Number of equity shares held in dematerialized form
A1) Indian						
Individuals/Hindu undivided Family	18	7,875,000		7,875,000	5.15%	78,75,000
KATARA MUKESH DOLUMAL (HUF)	1	7,500		7,500	0.00%	7,500
KATARA MUKESH DOLUMAL	1	23,500		23,500	0.02%	23,500
KATARA ARUNA MUKESH	1	2,812,950		2,812,950	1.84%	28,12,950
SUNITA KISHANDAS CHHABRIA	1	1,163,400		1,163,400	0.76%	11,63,400
PRAKASH PRALHAD CHHABRIA	1	831,850		831,850	0.54%	8,31,850
PRIYA VIJAY CHHABRIA	1	22,500		22,500	0.01%	22,500
VINI DEEPAK CHHABRIA	1	33,750		33,750	0.02%	33,750
KISHANDAS PARASHRAM CHHABRIA	1	950,750		950,750	0.62%	9,50,750
DEEPAK KISHAN CHHABRIA	1	936,750		936,750	0.61%	9,36,750
VIJAY KISHAN CHHABRIA	1	539,250		539,250	0.35%	5,39,250
RITU PRAKASH CHHABRIA	1	95,000		95,000	0.06%	95,000
RISHI VIJAY CHHABRIA	1	22,500		22,500	0.01%	22,500
KARAN VIJAY CHHABRIA	1	22,500		22,500	0.01%	22,500
GAYATRI PRAKASH CHHABRIA	1	105,000		105,000	0.07%	1,05,000
HANSIKA HIYA PRAKASH CHHABRIA	1	105,000		105,000	0.07%	1,05,000
RADHIKA DEEPAK CHHABRIA	1	30,000		30,000	0.02%	30,000
AMIT KATARA	1	87,400		87,400	0.06%	87,400
AMRITA MUKESH KATARA	1	85,400		85,400	0.06%	85,400
Any Other (specify)	2	46,966,170		46,966,170	30.71%	4,69,66,170
ORBIT ELECTRICALS PRIVATE LIMITED	1	469,56,120		46,956,120	30.70%	4,69,56,120
KATARA DENTAL PVT.LTD.	1	10,050		10,050	0.01%	10,050
Sub Total A1	20	54,841,170		54,841,170	35.86%	5,48,41,170
A2) Foreign						
A=A1+A2	20	54,841,170		54,841,170	35.86%	5,48,41,170




Shareholding Pattern Public Shareholder

Quarter ending : September, 2021

Statement showing shareholding pattern of the Public shareholder

Category & Name of the Shareholders	No. of shareholder	No. of fully paid up equity shares held	No. of shares underlying Depository Receipts	Total no. shares held	Shareholding % calculated as per SCRR, 1957 As a % of (A+B+C2)	No. of Voting Rights	Total as a % of Total Voting right	No. of equity shares held in dematerialized form (Not Applicable)
B1) Institutions								
Mutual Funds/	17	24,727,553		24,727,553	16.19%	2,47,27,553	16.17%	24,721,103
DSP SMALL CAP FUND	1	7,385,361		7,385,361	4.84%	7,385,361	4.83%	7,385,361
L AND T MUTUAL FUND TRUSTEE LTD-L AND T INFRASTRUCTURE FUND	1	3,413,511		3,413,511	2.24%	3,413,511	2.23%	3,413,511
HDFC TRUSTEE CO. LTD. A/C HDFC DIVIDEND YIELD FUND	1	2,449,921		2,449,921	1.60%	2,449,921	1.60%	2,449,921
NIPPON LIFE INDIA TRUSTEE LTD-A/C NIPPON INDIA NIFTY SMALL CAP 250 INDEX FUND	1	3,049,138		3,049,138	2.00%	3,049,138	1.99%	3,049,138
FRANKLIN INDIA EQUITY ADVANTAGE FUND	1	5,841,227		5,841,227	3.83%	5,841,227	3.82%	5,841,227
Venture Capital Funds	3	10,845		10,845	0.01%	10,845	0.01%	10,845
Foreign Portfolio Investors	99	13,927,039		13,927,039	9.12%	13,927,039	9.11%	13,926,039
LGOF GLOBAL OPPORTUNITIES LIMITED	1	2,879,550		2,879,550	1.89%	2,879,550	1.88%	2,879,550
Financial Institutions/ Banks	8	19,550		19,550	0.01%	19,550	0.01%	7,050
Sub Total B1	127	38,684,987		38,684,987	25.34%	38,684,987	25.29%	38,665,037
B2) Central Government/ State Government(s) / President of India								
B3) Non-Institutions								
Individual share capital upto Rs. 2 Lacs	77,844	16,883,159		16,883,159	11.06%	16,883,159	11.04%	15,945,165
Individual share capital in excess of Rs. 2 Lacs	11	9,363,913		9,363,913	6.13%	9,363,913	6.12%	9,363,913
LEELA RAMCHAND CHHABRIA	1	1,779,600		1,779,600	1.17	1,779,600	1.16	1,779,600
ANIL RAMCHAND CHHABRIA	1	4,761,180		4,761,180	3.12	4,761,180	3.11	4,761,180
Any Other (specify)	2,263	32,917,366		32,917,366	21.56%	32,917,366	21.52%	32,517,124
Non-Resident Indian (NRI)	1,856	3,550,921		3,550,921	2.33%	3,550,921	2.32%	3,539,271
Gopichand Parmand Hinduja	1	2,879,550		2,879,550	1.89%	2,879,550	1.88%	2,879,550
Trusts	3	397,215		397,215	0.26	397,215	0.26	13,423
Clearing Members	58	63,064		63,064	0.04	63,064	0.04	63,064
Bodies Corporate	338	23,220,429		23,220,429	15.21%	23,220,429	15.18%	23,215,629
FINOLEX INDUSTRIES LIMITED	1	22,187,075		22,187,075	14.53%	22,187,075	14.51%	22,187,075
IEPF	1	307,205		307,205	0.20%	307,205	0.20%	307,205
Qualified Institutional Buyer	6	5,376,632		5,376,632	3.52%	5,376,632	3.52%	5,376,632
HDFC Life Insurance Company Limited	1	2,739,154		2,739,154	1.79%	2,739,154	1.79%	2,739,154
ALTERNATIVE INVESTMENT FUND	1	1,900		1,900	0.00	1,900	0.00%	1,900
Sub Total B3	80,118	59,164,438		59,164,438	38.75%	59,164,438	38.68%	57,826,202
B=B1+B2+B3	80,245	97,849,425		97,849,425	64.08%	97,849,425	63.98%	96,491,239



Shareholding Pattern Non Promoter-Non Public

Quarter ending : September, 2021

Statement showing shareholding pattern of the Non Promoter- Non Public shareholder

Category & Name of the Shareholders(I)	No. of shareholder(III)	No. of fully paid up equity shares held(IV)	Nos. of shares underlying Depository Receipts(VI)	Total no. shares held(VII = IV+V+VI)	Shareholding % calculated as per SCRR, 1957 As a % of (A+B+C2)(VIII)	Number of equity shares held in dematerialized form(XIV)(Not Applicable)
C1) Custodian/DR Holder	0	0				
Custodian/DR Holder	1	0	248,750	248,750	0	248,750
Sub Total C1	1	0	248,750	248,750	0	248,750
C2) Employee Benefit Trust	0	0	0	0	0	0
C= C1+C2	1	0	248,750	248,750	0	248,750

