


Shareholding Pattern
Quarter ending : March, 2022

Declaration

Particulars	Yes / No
Whether the Listed Entity has issued any partly paid up shares?	No
Whether the Listed Entity has issued any Convertible Securities ?	No
Whether the Listed Entity has issued any Warrants ?	No
Whether the Listed Entity has any shares against which depository receipts are issued?	Yes
Whether the Listed Entity has any shares in locked-in?	No
Whether any shares held by promoters are pledge or otherwise encumbered?	No
Whether company has equity shares with differential voting rights?	No

Summary statement holding of specified securities

Category of shareholder	Nos. of shareholders	No. of fully paid up equity shares held	No. of shares underlying Depository Receipts	Total nos. shares held	Shareholding as a % of total no. of shares (calculated as per SCRR, 1957)As a % of (A+B+C2)	Number of equity shares held in dematerialized form
(A) Promoter & Promoter Group	20	54,841,170		54,841,170	35.92	54,841,170
(B) Public	90,821	97,849,425		97,849,425	62.67	96,57,5889
(C1) Shares underlying DRs	1		248,750	248,750	0	248,750
(C2) Shares held by Employee Trust					0	
(C) Non Promoter-Non Public	1		248,750	248,750	0	248,750
Grand Total	90,842	152,690,595	248,750	152,939,345	100	151,66,5809




Shareholding Pattern

Quarter Ending : March, 2022

Statement showing shareholding pattern of the Promoter and Promoter Group

Category of shareholder	Nos. of shareholders	No. of fully paid up equity shares held	No. of shares underlying Depository Receipts	Total nos. shares held	Shareholding as a % of total no. of shares (calculated as per SCRR, 1957)As a % of (A+B+C2)	Number of equity shares held in dematerialized form
A1) Indian						
Individuals/Hindu undivided Family	20	54,841,170		54,841,170	35.92%	54,841,170
KATARA MUKESH DOLUMAL	1	7,500		7,500	0.00%	7,500
KATARA MUKESH DOLUMAL	1	23,500		23,500	0.02%	23,500
ARUNA KATARA	1	2,812,950		2,812,950	1.84%	2,812,950
SUNITA KISHANDAS CHHABRIA	1	1,163,400		1,163,400	0.76%	1,163,400
PRAKASH PRALHAD CHHABRIA	1	831,850		831,850	0.54%	831,850
PRIYA VIJAY CHHABRIA	1	22,500		22,500	0.01%	22,500
VINI DEEPAK CHHABRIA	1	33,750		33,750	0.02%	33,750
KISHANDAS PARASHRAM CHHABRIA	1	685,250		685,250	0.45%	685,250
DEEPAK KISHAN CHHABRIA	1	1,202,250		1,202,250	0.79%	1,202,250
VIJAY KISHAN CHHABRIA	1	539,250		539,250	0.35%	539,250
RITU PRAKASH CHHABRIA	1	95,000		95,000	0.06%	95,000
RISHI VIJAY CHHABRIA	1	22,500		22,500	0.01%	22,500
KARAN VIJAY CHHABRIA	1	22,500		22,500	0.01%	22,500
GAYATRI PRAKASH CHHABRIA	1	105,000		105,000	0.07%	105,000
HANSIKA HIYA PRAKASH CHHABRIA	1	105,000		105,000	0.07%	105,000
RADHIKA DEEPAK CHHABRIA	1	30,000		30,000	0.02%	30,000
AMIT M KATARA	1	87,400		87,400	0.06%	87,400
AMRITA MUKESH KATARA	1	85,400		85,400	0.06%	85,400
Any Other (specify)						
ORBIT ELECTRICALS PRIVATE LIMITED	1	46,956,120		46,956,120	30.75%	46,956,120
KATARA DENTAL PVT.LTD.	1	10,050		10,050	0.01%	10,050
Sub Total A1	20	54841170		54841170	35.92%	54,841,170
A2) Foreign						0
A=A1+A2	20	54,841,170		54,841,170	35.92%	54,841,170




Shareholding Pattern Public Shareholder

Quarter ending : March, 2022

Statement showing shareholding pattern of the Public shareholder

Category & Name of the Shareholders	No. of shareholder	No. of fully paid up equity shares held	No. of shares underlying Depository Receipts	Total no. shares held	Shareholding % calculated as per SCRR, 1957 As a % of (A+B+C2)	No. of Voting Rights	Total as a % of Total Voting right	No. of equity shares held in dematerialized form (Not Applicable)
B1) Institutions								
Mutual Funds/	17	23,980,068		23,980,068	15.71%	23,980,068	15.68%	23,973,618
DSP INDIA T.I.G.E.R FUND	1	5,504,567		5,504,567	3.61%	5,504,567	3.60%	5,504,567
L&T MUTUAL FUND TRUSTEE LIMITED-L&T EMERGING BUSINESSES FUND	1	3,336,463		3,336,463	2.19%	3,336,463	2.18%	3,336,463
HDFC TRUSTEE CO LTD A/C HDFC RETIREMENT SAVINGS FUND-HYBRID-DEBT PLAN	1	2,634,921		2,634,921	1.73%	2,634,921	1.72%	2,634,921
NIPPON LIFE INDIA TRUSTEE LTD-A/C NIPPON INDIA NIFTY SMALL CAP 250 INDEX FUND	1	4,927,838		4,927,838	3.23%	4,927,838	3.22%	4,927,838
TEMPLETON INDIA VALUE FUND	1	5,282,021		5,282,021	3.46%	5,282,021	3.45%	5,282,021
Venture Capital Funds	3	9,445		9,445	0.01%	9,445	0.01%	9,445
Foreign Portfolio Investors	128	14,297,904		14,297,904	9.36%	14,297,904	9.35%	14,296,904
LGOF GLOBAL OPPORTUNITIES LIMITED	1	2,879,550		2,879,550	1.89%	2,879,550	1.88%	2,879,550
Financial Institutions/ Banks	8	19,550		19,550	0.01%	19,550	0.01%	7,050
Sub Total B1	156	38,306,967		38,306,967	25.09%	38,306,967	25.05%	38,287,017
B2) Central Government/ State Government(s) / President of India								
B3) Non-Institutions								
Individual share capital upto Rs. 2 Lacs	88,319	17,328,477		17,328,477	11.35%	17,328,477	11.33%	16,472,333
Individual share capital in excess of Rs. 2 Lacs	10	9,011,234		9,011,234	5.90%	9,011,234	5.89%	9,011,234
LEELA RAMCHAND CHHABRIA	1	1,779,600		1,779,600	1.17%	1,779,600	1.16%	1,779,600
ANIL RAMCHAND CHHABRIA	1	4,761,180		4,761,180	3.12%	4,761,180	3.11%	4,761,180
Any Other (specify)	2,336	33,202,747		33,202,747	21.75%	33,202,747	21.71%	32,582,234
Non-Resident Indian (NRI)	1,899	3,510,323		3,510,323	2.30%	3,510,323	2.30%	3,501,473
Gopichand Parmand Hinduja	1	2,879,550		2,879,550	1.89%	2,879,550	1.88%	2,879,550
Trusts	6	397,965		397,965	0.26%	397,965	0.26%	14,173
Clearing Members	61	106,108		106,108	0.07%	106,108	0.07%	106,108
Bodies Corporate	364	23,263,118		23,263,118	15.24%	23,263,118	15.21%	23,258,318
FINOLEX INDUSTRIES LIMITED	1	22,187,075		22,187,075	14.53%	22,187,075	14.51%	22,187,075
IEPF	1	352,150		352,150	0.23%	352,150	0.23%	352,150
Qualified Institutional Buyer	5	5,573,083		5,573,083	3.65%	5,573,083	3.64%	5,573,083
HDFC LIFE INSURANCE COMPANY LIMITED	1	2,776,154		2,776,154	1.82%	2,776,154	1.82%	2,776,154
Sub Total B3	90,665	59,542,458		59,542,458	39.00%	59,542,458	38.93%	58,288,872
B=B1+B2+B3	90,821	97,849,425		97,849,425	64.08%	97,849,425	63.98%	96,575,889



Shareholding Pattern Non Promoter-Non Public

Quarter ending : March, 2022

Statement showing shareholding pattern of the Non Promoter- Non Public shareholder

Category & Name of the Shareholders(I)	No. of shareholder(III)	No. of fully paid up equity shares held(IV)	Nos. of shares underlying Depository Receipts(VI)	Total no. shares held(VII = IV+V+VI)	Shareholding % calculated as per SCRR, 1957 As a % of (A+B+C2)(VIII)	Number of equity shares held in dematerialized form(XIV)(Not Applicable)
C1) Custodian/DR Holder	0	0				
Custodian/DR Holder	1	0	248,750	248,750	0	248,750
Sub Total C1	1	0	248,750	248,750	0	248,750
C2) Employee Benefit Trust	0	0	0	0	0	0
C= C1+C2	1	0	248,750	248,750	0	248,750

