


Shareholding Pattern

Quarter ending :March 2018

Summary statement holding of specified securities

Category of shareholder	Nos. of shareholders	No. of fully paid up equity shares held	No. of shares underlying Depository Receipts	Total nos. shares held	Shareholding as a % of total no. of shares (calculated as per SCRR, 1957)As a % of (A+B+C2)	Number of equity shares held in dematerialized form
(A) Promoter & Promoter Group	21	5,48,41,170		5,48,41,170	37.33	5,48,41,170
(B) Public	42,938	9,20,86,625		9,20,86,625	62.67	8,98,58,429
(C1) Shares underlying DRs	1	60,11,550		60,11,550	0	60,11,550
(C2) Shares held by Employee Trust					0	
(C) Non Promoter-Non Public	1	60,11,550		60,11,550	0	60,11,550
Grand Total	42,960	15,29,39,345		15,29,39,345	100	15,07,11,149




Shareholding Pattern

Quarter Ending : March 2018

Statement showing shareholding pattern of the Promoter and Promoter Group

Category of shareholder	Nos. of shareholders	No. of fully paid up equity shares held	No. of shares underlying Depository Receipts	Total nos. shares held	Shareholding as a % of total no. of shares (calculated as per SCRR, 1957)As a % of (A+B+C2)	Number of equity shares held in dematerialized form
A1) Indian						
Individuals/Hindu undivided Family	19	78,75,000		78,75,000	5.36	78,75,000
KATARA ARUNA MUKESH	1	28,12,850		28,12,850	1.91	28,12,850
SUNITA KISHANDAS CHHABRIA	1	11,63,400		11,63,400	0.79	11,63,400
KISHANDAS PARASHRAM CHHABRIA	1	9,50,750		9,50,750	0.65	9,50,750
DEEPAK KISHAN CHHABRIA	1	9,36,750		9,36,750	0.64	9,36,750
PRAKASH PRALHAD CHHABRIA	1	8,31,850		8,31,850	0.57	8,31,850
VIJAY KISHAN CHHABRIA	1	5,39,250		5,39,250	0.37	5,39,250
GAYATRI PRAKASH CHHABRIA	1	1,05,000		1,05,000	0.07	1,05,000
HANSIKA HIYA PRAKASH CHHABRIA	1	1,05,000		1,05,000	0.07	1,05,000
RITU PRAKASH CHHABRIA	1	95,000		95,000	0.06	95,000
AMIT KATARA	1	87,400		87,400	0.06	87,400
AMRITA MUKESH KATARA	1	85,400		85,400	0.06	85,400
VINI DEEPAK CHHABRIA	1	33,750		33,750	0.02	33,750
RADHIKA DEEPAK CHHABRIA	1	30,000		30,000	0.02	30,000
KATARA MUKESH DOLUMAL	1	23,500		23,500	0.02	23,500
PRIYA VIJAY CHHABRIA	1	22,500		22,500	0.02	22,500
RISHI VIJAY CHHABRIA	1	22,500		22,500	0.02	22,500
KARAN VIJAY CHHABRIA	1	22,500		22,500	0.02	22,500
KATARA MUKESH DOLUMAL (HUF)	1	7,500		7,500	0.01	7,500
PRALHAD PARSRAM CHHABRIA	1	100		100	0	100
Any Other (specify)	2	4,69,66,170		4,69,66,170	31.97	4,69,66,170
ORBIT ELECTRICALS PRIVATE LIMITED	1	4,69,56,120		4,69,56,120	31.96	4,69,56,120
KATARA DENTAL PVT.LTD.	1	10,050		10,050	0.01	10,050
Sub Total A1	21	5,48,41,170		5,48,41,170	37.33	5,48,41,170
A2) Foreign					0	
A=A1+A2	21	5,48,41,170		5,48,41,170	37.33	5,48,41,170




Shareholding Pattern Public Shareholder

Quarter ending : March 2018

Statement showing shareholding pattern of the Public shareholder

Category & Name of the Shareholders	No. of shareholder	No. of fully paid up equity shares held	No. of shares underlying Depository Receipts	Total no. shares held	Shareholding % calculated as per SCRR, 1957 As a % of (A+B+C2)	No. of Voting Rights	Total as a % of Total Voting right	No. of equity shares held in dematerialized form (Not Applicable)
B1) Institutions								
Mutual Funds/	70	29,624,018		2,96,24,018	20.16	29,624,018	19.37	2,96,14,068
DSP BLACKROCK EQUITY & BOND FUND	1	7,286,592		72,86,592	4.96	72,86,592	4.76	72,86,592
ADITYA BIRLA SUN LIFE TRUSTEE PRIVATE LIMITED A/C ADITYA BIRLA SUN LIFE BALANCED 95 FUND	1	3,943,112		39,43,112	2.68	39,43,112	2.58	39,43,112
KOTAK MAHINDRA BALANCE UNIT SCHEME 99	1	1,621,255		16,21,255	1.1	16,21,255	1.06	16,21,255
TATA ETHICAL FUND	1	2,829,585		28,29,585	1.93	28,29,585	1.85	28,29,585
FRANKLIN TEMPLETON MUTUAL FUND A/C FRANKLIN INDIA PRIMA FUND	1	8,126,527		81,26,527	5.53	81,26,527	5.31	81,26,527
Foreign Portfolio Investors	117	10,076,861		1,00,76,861	6.86	1,00,76,861	6.59	1,00,60,011
Financial Institutions/ Banks	15	35,378		35,378	0.02	35,378	0.02	21,378
Insurance Companies	1	1,045,182		10,45,182	0.71	10,45,182	0.68	10,45,182
Sub Total B1	203	40,781,439		4,07,81,439	27.76	4,07,81,439	26.67	4,07,40,639
B2) Central Government/ State Government(s) / President of India	0	0		0	0	0	0	0
B3) Non-Institutions	0	0			0		0	0
Individual share capital upto Rs. 2 Lacs	39,810	16,287,311		1,62,87,311	11.09	16,287,311	10.65	1,45,30,162
Individual share capital in excess of Rs. 2 Lacs	14	10,046,041		1,00,46,041	6.84	10,046,041	6.57	1,00,46,041
ANIL RAMCHAND CHHABRIA	1	4,761,180		47,61,180	3.24	47,61,180	3.11	47,61,180
LEELA RAMCHAND CHHABRIA	1	1,779,600		17,79,600	1.21	17,79,600	1.16	17,79,600
NBFCs registered with RBI	3	10,835		10,835	0.01	10,835	0.01	10,835
Any Other (specify)	2,908	24,960,999		2,49,60,999	16.99	24,960,999	16.32	2,45,30,752
Bodies Corporate	476	23,415,833		2,34,15,833	15.94	23,415,833	15.31	2,33,93,478
FINOLEX INDUSTRIES LIMITED	1	22,187,075		2,21,87,075	15.1	22,187,075	14.51	2,21,87,075
Clearing Members	70	34,746		34,746	0.02	34,746	0.02	34,746
Non-Resident Indian (NRI)	1,692	719,242		7,19,242	0.49	7,19,242	0.47	7,19,242
Foreign Nationals	667	393,948		3,93,948	0.27	3,93,948	0.26	3,70,348
Trusts	3	397,230		3,97,230	0.27	3,97,230	0.26	12,938
Sub Total B3	42,735	51,305,186		5,13,05,186	34.92	51,305,186	33.55	4,91,17,790
B=B1+B2+B3	42,938	92,086,625		9,20,86,625	62.67	92,086,625	60.21	8,98,58,429



Shareholding Pattern Non Promoter-Non Public

Quarter ending : March 2018

Statement showing shareholding pattern of the Non Promoter- Non Public shareholder

Category & Name of the Shareholders(I)	No. of shareholder(III)	No. of fully paid up equity shares held(IV)	Nos. of shares underlying Depository Receipts(VI)	Total no. shares held(VII = IV+V+VI)	Shareholding % calculated as per SCRR, 1957 As a % of (A+B+C2)(VIII)	Number of equity shares held in dematerialized form(XIV)(Not Applicable)
C1) Custodian/DR Holder						
Custodian/DR Holder	1	6,011,550		60,11,550	0	60,11,550
CITIBANK N.A.	1	6,011,550		60,11,550	0	60,11,550
Sub Total C1	1	6,011,550		60,11,550	0	60,11,550
C2) Employee Benefit Trust	0	0			0	
C= C1+C2	1	6,011,550		60,11,550	0	60,11,550

