

Shareholding Pattern


Quarter ending : September, 2022

Declaration

Particulars	Yes / No
Whether the Listed Entity has issued any partly paid up shares?	No
Whether the Listed Entity has issued any Convertible Securities ?	No
Whether the Listed Entity has issued any Warrants ?	No
Whether the Listed Entity has any shares against which depository receipts are issued?	Yes
Whether the Listed Entity has any shares in locked-in?	No
Whether any shares held by promoters are pledge or otherwise encumbered?	No
Whether company has equity shares with differential voting rights?	No

Summary statement holding of specified securities

Category of shareholder	Nos. of shareholders	No. of fully paid up equity shares held	No. of shares underlying Depository Receipts	Total nos. shares held	Shareholding as a % of total no. of shares (calculated as per SCRR, 1957) As a % of (A+B+C2)	Number of equity shares held in dematerialized form
(A) Promoter & Promoter Group	20	54,841,170		54,841,170	35.92	54,841,170
(B) Public	99,787	97,849,425		97,849,425	64.08	96,634,729
(C1) Shares underlying DRs	1		248,750	248,750	0	248,750
(C2) Shares held by Employee Trust					0	
(C) Non Promoter-Non Public	1		248,750	248,750	0	248,750
<b>Grand Total</b>	<b>99,808</b>	<b>152,690,595</b>	<b>248,750</b>	<b>152,939,345</b>	<b>100</b>	<b>151,724,649</b>




Shareholding Pattern

Quarter Ending : September, 2022

Statement showing shareholding pattern of the Promoter and Promoter Group


Category of shareholder	Nos. of shareholders	No. of fully paid up equity shares held	No. of shares underlying Depository Receipts	Total nos. shares held	Shareholding as a % of total no. of shares (calculated as per SCRR, 1957)As a % of (A+B+C2)	Number of equity shares held in dematerialized form
A1) Indian						
Individuals/Hindu undivided Family	20	54,841,170		54,841,170	35.92%	54,841,170
KATARA MUKESH DOLUMAL (HUF)	1	7,500		7,500	0.00%	7,500
KATARA MUKESH DOLUMAL	1	23,500		23,500	0.02%	23,500
KATARA ARUNA MUKESH	1	2,812,950		2,812,950	1.84%	2,812,950
SUNITA KISHANDAS CHHABRIA	1	1,163,400		1,163,400	0.76%	1,163,400
PRAKASH PRALHAD CHHABRIA	1	831,850		831,850	0.54%	831,850
PRIYA VIJAY CHHABRIA	1	22,500		22,500	0.01%	22,500
VINI DEEPAK CHHABRIA	1	33,750		33,750	0.02%	33,750
KISHANDAS PARASHRAM CHHABRIA	1	685,250		685,250	0.45%	685,250
DEEPAK KISHAN CHHABRIA	1	1,202,250		1,202,250	0.79%	1,202,250
VIJAY KISHAN CHHABRIA	1	539,250		539,250	0.35%	539,250
RITU PRAKASH CHHABRIA	1	95,000		95,000	0.06%	95,000
RISHI VIJAY CHHABRIA	1	22,500		22,500	0.01%	22,500
KARAN VIJAY CHHABRIA	1	22,500		22,500	0.01%	22,500
GAYATRI PRAKASH CHHABRIA	1	105,000		105,000	0.07%	105,000
HANSIKA HIYA PRAKASH CHHABRIA	1	105,000		105,000	0.07%	105,000
RADHIKA DEEPAK CHHABRIA	1	30,000		30,000	0.02%	30,000
AMIT KATARA	1	87,400		87,400	0.06%	87,400
AMRITA MUKESH KATARA	1	85,400		85,400	0.06%	85,400
Any Other (specify)						
ORBIT ELECTRICALS PRIVATE LIMITED	1	46,956,120		46,956,120	30.75%	46,956,120
KATARA DENTAL PVT.LTD.	1	10,050		10,050	0.01%	10,050
Sub Total A1	20	54841170		54841170	35.92%	54,841,170
A2) Foreign						0
A=A1+A2	20	54,841,170		54,841,170	35.92%	54,841,170





Shareholding Pattern Public Shareholder  
Quarter ending : September, 2022  
Statement showing shareholding pattern of the Public shareholder

Category & Name of the Shareholders	No. of shareholder	No. of fully paid up equity shares held	No. of shares underlying Depository Receipts	Total no. shares held	Shareholding % calculated as per SCRR, 1957 As a % of (A+B+C2)	No. of Voting Rights	Total as a % of Total Voting right	No. of equity shares held in dematerialized form (Not Applicable)
<b>B1) Institutions (Domestic)</b>								
Mutual Funds/	17	22,100,882		22,100,882	14.47%	22,100,882	14.45%	23,143,232
DSP SMALL CAP FUND	1	2,411,667		2,411,667	1.58%	2,411,667	1.58%	2,411,667
L AND T MUTUAL FUND TRUSTEE LTD-L AND T	1	2,955,198		2,955,198	1.94%	2,955,198	1.93%	2,955,198
HDFC TRUSTEE CO. LTD. A/C- HDFC CHILDREN'S GIF	1	3,515,004		3,515,004	2.30%	3,515,004	2.30%	3,515,004
NIPPON LIFE INDIA TRUSTEE LTD-A/C NIPPON INDIA	1	5,702,995		5,702,995	3.74%	5,702,995	3.73%	5,702,995
TEMPLETON INDIA VALUE FUND	1	4,737,553		4,737,553	3.10%	4,737,553	3.10%	4,737,553
Venture Capital Funds	0	0		0	0.00%	0	0.00%	0
Alternate Investment Funds	5	481,612		481,612	0.32%	481,612	0.31%	481,612
Banks	2	2,050		2,050	0.00%	2,050	0.00%	2,050
Insurance Companies	5	5,380,085		5,380,085	3.52%	5,380,085	3.52%	5,380,085
HDFC LIFE INSURANCE COMPANY LIMITED	1	2,776,154		2,776,154	1.82%	2,776,154	1.82%	2,776,154
Provident Funds/Pension Funds	0	0	0	0	0.00%	0	0.00%	0
Asset Reconstruction Companies	0	0		0	0.00%	0	0.00%	0
Sovereign Wealth Funds	0	0	0	0	0.00%	0	0.00%	0
NBFC Registered with RBI	4	9,495		9,495	0.01%	9,495	0.01%	9,495
Other Financial Institutions	0	0		0	0.00%	0	0.00%	0
Any Other								
<b>Sub Total (B) (1)</b>	<b>33</b>	<b>27,974,124</b>		<b>27,974,124</b>	<b>18.32%</b>	<b>27,974,124</b>		<b>27,965,174</b>
<b>Institutions (Foreign)</b>								
Foreign Direct Investment	0	0		0	0.00%	0		0
Foreign Venture Capital	0	0		0	0.00%	0		0
Sovereign Wealth Funds	0	0		0	0.00%	0		0
Foreign Portfolio Investors Category I	135	11,975,774		11,975,774	7.84%	11,975,774	7.83%	11,975,774
Foreign Portfolio Investors Category II	0	0		0	0.00%	0	0.00%	0
Overseas Depositories (holding DRs) (balancing figure)	0	0		0	0.00%	0	0.00%	0
Any Other								
FOREIGN INSTITUTIONAL INVESTORS	2	1000		1000	0.00%	1000	0.00%	0
FOREIGN PORTFOLIO - CORP	1	2879550		2879550	1.89%	2879550	1.88%	2879550
IGOF GLOBAL OPPORTUNITIES LIMITED	1	2879550		2879550	1.89%	2879550	1.88%	2879550
BANKS	4	15000		15000	0.01%	15000	0.01%	5000
<b>Sub Total (B)(2)</b>	<b>142</b>	<b>14871324</b>		<b>14871324</b>	<b>1.97%</b>	<b>14871324</b>	<b>1.97%</b>	<b>14860324</b>
<b>Central Government/State Government(s)/President</b>								
Central Government / President of India	0	0		0	0.00%	0	0.00%	0
State Government / Governor	0	0		0	0.00%	0	0.00%	0
Shareholding by Companies or Bodies Corporate	0	0		0	0.00%	0	0.00%	0
<b>Sub Total (B)(3)</b>	<b>0</b>	<b>0</b>		<b>0</b>	<b>0.00%</b>	<b>0</b>	<b>0.00%</b>	<b>0</b>
<b>Non-Institutions</b>								
Associate companies / Subsidiaries	1	22187075		22187075	14.53%	22187075	14.51%	22187075
FINOLEX INDUSTRIES LIMITED	1	22187075		22187075	14.53%	22187075	14.51%	22187075
Directors and their relatives (excluding independent)	0	0		0	0.00%	0	0.00%	0
Key Managerial Personnel	0	0		0	0.00%	0	0.00%	0
Relatives of promoters (other than 'immediate)	1	10800		10800	0.01%	10800	0.01%	10800
Trusts where any person belonging to 'Promoter and	0	0		0	0.00%	0	0.00%	0
Investor Education and Protection Fund (IEPF)	1	351410		351410	0.23%	351410	0.23%	351410
Resident Individuals holding nominal share capital up	95935	17432841		17432841	11.42%	17432841	11.40%	16632987
Resident Individuals holding nominal share capital in	9	8375644		8375644	5.49%	8375644	5.48%	8375644
LEELA RAMCHAND CHHABRIA	1	1779600		1779600	1.17%	1779600	1.16%	1779600
ANIL RAMCHAND CHHABRIA	1	4761180		4761180	3.12%	4761180	3.11%	4761180
<b>Non Resident Indians (NRIs)</b>	<b>2047</b>	<b>3598647</b>		<b>3598647</b>	<b>2.36%</b>	<b>3598647</b>	<b>2.35%</b>	<b>3589797</b>
GOPICHAND PARMANAND HINDUJA	1	2879550		2879550	1.89%	2879550	1.88%	2879550
Foreign Nationals	0	0		0	0.00%	0	0.00%	0
Foreign Companies)	0	0		0	0.00%	0	0.00%	0
Bodies Corporate	391	1548639		1548639	1.01%	1548639	1.01%	1546389
Any Other								
CLEARING MEMBERS	65	55270		55270	0.04%	55270	0.04%	55270
H U F	1155	1045286		1045286	0.68%	1045286	0.68%	1045286
TRUSTS	7	398365		398365	0.26%	398365	0.26%	14573
<b>Sub Total (B)(4)</b>	<b>99612</b>	<b>55003977</b>		<b>55003977</b>	<b>36.02%</b>	<b>55003977</b>	<b>35.96%</b>	<b>53809231</b>
<b>Total Public Shareholding (B) =</b>	<b>99787</b>	<b>97849425</b>		<b>97849425</b>	<b>38.18%</b>	<b>97849425</b>	<b>37.94%</b>	<b>96634729</b>






Shareholding Pattern Non Promoter-Non Public

Quarter ending : September, 2022

Statement showing shareholding pattern of the Non Promoter- Non Public shareholder

Category & Name of the Shareholders(I)	No. of shareholder(III)	No. of fully paid up equity shares held(IV)	Nos. of shares underlying Depository Receipts(VI)	Total no. shares held(VII = IV+V+VI)	Shareholding % calculated as per SCRR, 1957 As a % of (A+B+C2)(VIII)	Number of equity shares held in dematerialized form(XIV)(Not Applicable)
C1) Custodian/DR Holder	0	0				
Custodian/DR Holder	1	0	248,750	248,750	0	248,750
Sub Total C1	1	0	248,750	248,750	0	248,750
C2) Employee Benefit Trust	0	0	0	0	0	0
C= C1+C2	1	0	248,750	248,750	0	248,750



SELECTED

**Superbrand**  
INDIA 2009-10

CONSUMER VALIDATED

Quarter ending: September, 2022



**Finolex**

**Cables Limited**

AN IS/ISO 9001 COMPANY

Table VI - Statement showing foreign ownership limits		
	Board approved limits	Limits utilized
As on shareholding date	100.00	12.28
As on the end of previous 1st quarter	100.00	11.55
As on the end of previous 2nd quarter	100.00	11.63
As on the end of previous 3rd quarter	100.00	11.65
As on the end of previous 4th quarter	100.00	11.44

