


Shareholding Pattern  
Quarter ending : March, 2023

Declaration

Particulars	Yes / No
Whether the Listed Entity has issued any partly paid up shares?	No
Whether the Listed Entity has issued any Convertible Securities ?	No
Whether the Listed Entity has issued any Warrants ?	No
Whether the Listed Entity has any shares against which depository receipts are issued?	Yes
Whether the Listed Entity has any shares in locked-in?	No
Whether any shares held by promoters are pledge or otherwise encumbered?	No
Whether company has equity shares with differential voting rights?	No

Summary statement holding of specified securities

Category of shareholder	Nos. of shareholders	No. of fully paid up equity shares held	No. of shares underlying Depository Receipts	Total nos. shares held	Shareholding as a % of total no. of shares (calculated as per SCRR, 1957)As a % of (A+B+C2)	Number of equity shares held in dematerialized form
(A) Promoter & Promoter Group	21	5,48,41,170		5,48,41,170	35.92	5,48,41,170
(B) Public	1,00,101	9,78,49,425		9,78,49,425	64.08	9,66,90,249
(C1) Shares underlying DRs				0	0	
(C2) Shares held by Employee Trust					0	
(C) Non Promoter-Non Public	1		2,48,750	2,48,750	0	2,48,750
<b>Grand Total</b>	<b>1,00,123</b>	<b>15,26,90,595</b>	<b>2,48,750</b>	<b>15,29,39,345</b>	<b>100</b>	<b>15,17,80,169</b>




Shareholding Pattern

Quarter Ending : March, 2023

Statement showing shareholding pattern of the Promoter and Promoter Group

Category of shareholder	Nos. of shareholders	No. of fully paid up equity shares held	No. of shares underlying Depository Receipts	Total nos. shares held	Shareholding as a % of total no. of shares (calculated as per SCRR, 1957)As a % of (A+B+C2)	Number of equity shares held in dematerialized form
A1) Indian						
Individuals/Hindu undivided Family	21	5,48,41,170		5,48,41,170	35.92%	5,48,41,170
KATARA MUKESH DOLUMAL (HUF)	1	7,500		7,500	0.00%	7,500
KATARA MUKESH DOLUMAL	1	23,500		23,500	0.02%	23,500
KATARA ARUNA MUKESH	1	28,12,950		28,12,950	1.84%	28,12,950
SUNITA KISHANDAS CHHABRIA	1	8,50,000		8,50,000	0.56%	8,50,000
PRAKASH PRALHAD CHHABRIA	1	8,31,850		8,31,850	0.54%	8,31,850
PRIYA VIJAY CHHABRIA	1	22,500		22,500	0.01%	22,500
VINI DEEPAK CHHABRIA	1	33,750		33,750	0.02%	33,750
KISHANDAS PARASHRAM CHHABRIA	1	6,85,250		6,85,250	0.45%	6,85,250
DEEPAK KISHAN CHHABRIA	1	12,02,250		12,02,250	0.79%	12,02,250
VIJAY KISHAN CHHABRIA	1	5,39,250		5,39,250	0.35%	5,39,250
RITU PRAKASH CHHABRIA	1	95,000		95,000	0.06%	95,000
JANAK DEEPAK CHHABRIA	1	3,13,400		3,13,400	0.21%	3,13,400
RISHI VIJAY CHHABRIA	1	22,500		22,500	0.01%	22,500
KARAN VIJAY CHHABRIA	1	22,500		22,500	0.01%	22,500
GAYATRI PRAKASH CHHABRIA	1	1,05,000		1,05,000	0.07%	1,05,000
HANSIKA HIYA PRAKASH CHHABRIA	1	1,05,000		1,05,000	0.07%	1,05,000
RADHIKA DEEPAK CHHABRIA	1	30,000		30,000	0.02%	30,000
AMIT KATARA	1	87,400		87,400	0.06%	87,400
AMRITA MUKESH KATARA	1	85,400		85,400	0.06%	85,400
Any Other (specify)						
ORBIT ELECTRICALS PRIVATE LIMITED	1	4,69,56,120		4,69,56,120	30.75%	4,69,56,120
KATARA DENTAL PVT.LTD.	1	10,050		10,050	0.01%	10,050
Sub Total A1	21	54841170		54841170	35.92%	5,48,41,170
A2) Foreign						0
A=A1+A2	21	5,48,41,170		5,48,41,170	35.92%	5,48,41,170





Shareholding Pattern Public Shareholder  
Quarter ending : March, 2023  
Statement showing shareholding pattern of the Public shareholder



Category & Name of the Shareholders	No. of shareholder	No. of fully paid up equity shares held	No. of shares underlying Depository	Total no. shares held	Shareholding % calculated as per SCRR, 1957 As a % of (A+B+C2)	No. of Voting Rights	Total as a % of Total Voting right	No. of equity shares held in dematerialized form (Not Applicable)
<b>B1) Institutions (Domestic)</b>								
Mutual Funds/	18	2,04,07,276		2,04,07,276	13.37%	2,04,07,276	13.34%	2,03,98,326
DSP SMALL CAP FUND	1	22,42,865		22,42,865	1.47%	22,42,865	1.47%	22,42,865
HDFC TRUSTEE CO. LTD. A/C- HDFC CHILDREN'S GIF	1	33,26,501		33,26,501	2.18%	33,26,501	2.18%	33,26,501
HSBC INFRASTRUCTURE FUND	1	45,45,506		45,45,506	2.98%	45,45,506	2.97%	45,45,506
NIPPON INDIA TRUSTEE LTD-A/C NIPPON INDIA	1	59,22,247		59,22,247	3.88%	59,22,247	3.87%	59,22,247
FRANKLIN INDIA SMALLER COMPANIES FUND	1	22,73,898		22,73,898	1.49%	22,73,898	1.49%	22,73,898
Venture Capital Funds	0	0		0	0.00%	0	0.00%	0
Alternate Investment Funds	10	10,12,812		10,12,812	0.66%	10,12,812	0.66%	10,12,812
Banks	2	2,050		2,050	0.00%	2,050	0.00%	2,050
Insurance Companies	6	45,74,357		45,74,357	3.00%	45,74,357	2.99%	45,74,357
HDFC LIFE INSURANCE COMPANY LIMITED	1	23,73,295		23,73,295	1.55%	23,73,295	1.55%	23,73,295
Provident Funds/Pension Funds	0	0		0	0.00%	0	0.00%	0
Asset Reconstruction Companies	0	0		0	0.00%	0	0.00%	0
Sovereign Wealth Funds	0	0		0	0.00%	0	0.00%	0
NBFC Registered with RBI	4	9,645		9,645	0.01%	9,645	0.01%	9,645
Other Financial Institutions	0	0		0	0.00%	0	0.00%	0
Any Other								
<b>Sub Total (B) (1)</b>	<b>40</b>	<b>2,60,06,140</b>		<b>2,60,06,140</b>	<b>17.03%</b>	<b>2,60,06,140</b>	<b>17.00%</b>	<b>2,59,97,190</b>
<b>Institutions (Foreign)</b>								
Foreign Direct Investment	0	0		0	0.00%	0	0.00%	0
Foreign Venture Capital	0	0		0	0.00%	0	0.00%	0
Sovereign Wealth Funds	0	0		0	0.00%	0	0.00%	0
Foreign Portfolio Investors Category I	147	1,22,50,055		1,22,50,055	8.02%	1,22,50,055	8.01%	1,22,50,055
Foreign Portfolio Investors Category II	12	13,16,688		13,16,688	0.00%	13,16,688	0.00%	13,16,688
Overseas Depositories (holding DRs) (balancing)	0	0		0	0.00%	0	0.00%	0
Any Other	8	2896120		2896120	1.90%	2896120	1.89%	2885120
LGOF GLOBAL OPPORTUNITIES LIMITED	1	2879550		2879550	1.98%	2879550	1.88%	2879550
<b>Sub Total (B)(2)</b>	<b>168</b>	<b>1,93,42,413</b>		<b>1,93,42,413</b>	<b>3.95%</b>	<b>1,93,42,413</b>	<b>3.86%</b>	<b>1,64,51,863</b>
<b>Central Government/State</b>								
Central Government / President of India	0	0		0	0.00%	0	0.00%	0
State Government / Governor	0	0		0	0.00%	0	0.00%	0
Shareholding by Companies or Bodies Corporate	0	0		0	0.00%	0	0.00%	0
<b>Sub Total (B)(3)</b>	<b>0</b>	<b>0</b>		<b>0</b>	<b>0.00%</b>	<b>0</b>	<b>0.00%</b>	<b>0</b>
<b>Non-Institutions</b>								
Associate companies / Subsidiaries	1	22187075		22187075	14.53%	22187075	14.51%	22187075
FINOLEX INDUSTRIES LIMITED	1	22187075		22187075	14.53%	22187075	14.51%	22187075
Directors and their relatives (excluding	0	0		0	0.00%	0	0.00%	0
Key Managerial Personnel	0	0		0	0.00%	0	0.00%	0
Relatives of promoters (other than 'immediate	1	10800		10800	0.01%	10800	0.01%	10800
Trusts where any person belonging to 'Promoter	0	0		0	0.00%	0	0.00%	0
Investor Education and Protection Fund (IEPF)	1	350910		350910	0.23%	350910	0.23%	350910
Resident Individuals holding nominal share capital	95502	17324932		17324932	11.35%	17324932	11.33%	16580598
Resident Individuals holding nominal share capital	10	8478341		8478341	5.55%	8478341	5.54%	8478341
LEELA RAMCHAND CHHABRIA	1	1779600		1779600	1.17%	1779600	1.16%	1779600
ANIL RAMCHAND CHHABRIA	1	4761180		4761180	3.12%	4761180	3.11%	4761180
<b>Non Resident Indians (NRIs)</b>	<b>2489</b>	<b>3621179</b>		<b>3621179</b>	<b>2.37%</b>	<b>3621179</b>	<b>2.37%</b>	<b>3612329</b>
GOPICHAND PARMANAND HINDUJA	1	2879550		2879550	1.89%	2879550	1.88%	2879550
Foreign Nationals	0	0		0	0.00%	0	0.00%	0
Foreign Companies	0	0		0	0.00%	0	0.00%	0
Bodies Corporate	594	1892234		1892234	1.24%	1892234	1.24%	1889984
Any Other								
CLEARING MEMBERS	31	18972		18972	0.01%	18972	0.01%	18972
H U F	1257	1097867		1097867	0.72%	1097867	0.72%	1097867
TRUSTS	8	398112		398112	0.26%	398112	0.26%	14320
<b>Sub Total (B)(4)</b>	<b>99894</b>	<b>55380422</b>		<b>55380422</b>	<b>36.27%</b>	<b>55380422</b>	<b>36.21%</b>	<b>54241196</b>
<b>Total Public Shareholding (B) =</b>	<b>100102</b>	<b>9,78,49,425</b>	<b>0</b>	<b>9,78,49,425</b>	<b>64.08%</b>	<b>9,78,49,425</b>	<b>63.98%</b>	<b>96690249</b>




Shareholding Pattern Non Promoter-Non Public

Quarter ending : March, 2023

Statement showing shareholding pattern of the Non Promoter- Non Public shareholder

Category & Name of the Shareholders(I)	No. of shareholder(III)	No. of fully paid up equity shares held(IV)	Nos. of shares underlying Depository Receipts(VI)	Total no. shares held(VII = IV+V+VI)	Shareholding % calculated as per SCRR, 1957 As a % of (A+B+C2)(VIII)	Number of equity shares held in dematerialized form(XIV)(Not Applicable)
C1) Custodian/DR Holder	0	0				
Custodian/DR Holder	1	0	2,48,750	2,48,750	0	2,48,750
Sub Total C1	1	0	2,48,750	2,48,750	0	2,48,750
C2) Employee Benefit Trust	0	0	0	0	0	0
C= C1+C2	1	0	2,48,750	2,48,750	0	2,48,750



**Regd. Office:**

26-27, Mumbai-Pune Road, Pimpri, Pune - 411018, India. Tel: 020-27506200  
Visit us at: [www.finolex.com](http://www.finolex.com) | Email: [sales@finolex.com](mailto:sales@finolex.com) | CIN: L31300MH1967PLC016531

**XCEEDS**  
**EXPECTATIONS**



Table VI - Statement showing foreign ownership limits		
	Board approved limits	Limits utilized
As on shareholding date	100.00	13.00
As on the end of previous 1st quarter	100.00	12.49
As on the end of previous 2nd quarter	100.00	12.28
As on the end of previous 3rd quarter	100.00	11.55
As on the end of previous 4th quarter	100.00	11.63

