


Shareholding Pattern


Scrip Code : 500144

Quarter ending :September 2017

Summary statement holding of specified securities

| Category of shareholder            | Nos. of shareholders | No. of fully paid up equity shares held | No. of shares underlying Depository Receipts | Total nos. shares held | Shareholding as a % of total no. of shares (calculated as per SCRR, 1957)As a % of (A+B+C2) | Number of equity shares held in dematerialized form |
|------------------------------------|----------------------|---|--|------------------------|---|---|
| (A) Promoter & Promoter Group      | 21                   | 5,48,41,170                             |  | 5,48,41,170            | 37.33   | 5,48,41,170   |
| (B) Public                         | 42,280               | 9,20,86,625                             |  | 9,20,86,625            | 62.67   | 8,97,76,534   |
| (C1) Shares underlying DRs         | 1                    | 60,11,550                               |  | 60,11,550              | 0   | 60,11,550   |
| (C2) Shares held by Employee Trust |                      |   |  |                        | 0   |   |
| (C) Non Promoter-Non Public        | 1                    | 60,11,550                               |  | 60,11,550              | 0   | 60,11,550   |
| Grand Total                        | 42,302               | 15,29,39,345                            |  | 15,29,39,345           | 100   | 15,06,29,254  |





**Finolex**  
Cables Limited  
AN IS/ISO 9001 COMPANY


Shareholding Pattern

Scrip Code : 500144

Quarter ending :September 2017


Statement showing shareholding pattern of the Promoter and Promoter Group

| Category of shareholder                   | Nos. of shareholders | No. of fully paid up equity shares held | No. of shares underlying Depository Receipts | Total nos. shares held | Shareholding as a % of total no. of shares (calculated as per SCRR, 1957)As a % of (A+B+C2) | Number of equity shares held in dematerialized form |
|---|----------------------|---|--|------------------------|---|---|
| <b>A1) Indian</b>                         |                      |   |  |                        |   |   |
| <b>Individuals/Hindu undivided Family</b> | 19                   | 78,75,000                               |  | 78,75,000              | 5.36  | 78,75,000   |
| KATARA MUKESH DOLUMAL HUF                 | 1                    | 7,500                                   |  | 7,500                  | 0.01  | 7,500   |
| KATARA MUKESH DOLUMAL                     | 1                    | 23,500                                  |  | 23,500                 | 0.02  | 23,500  |
| KATARA ARUNA MUKESH                       | 1                    | 28,12,850                               |  | 28,12,850              | 1.91  | 28,12,850   |
| SUNITA KISHANDAS CHHABRIA                 | 1                    | 11,63,400                               |  | 11,63,400              | 0.79  | 11,63,400   |
| PRAKASH PRALHAD CHHABRIA                  | 1                    | 8,31,850                                |  | 8,31,850               | 0.57  | 8,31,850  |
| PRIYA VIJAY CHHABRIA                      | 1                    | 22,500                                  |  | 22,500                 | 0.02  | 22,500  |
| VINI DEEPAK CHHABRIA                      | 1                    | 33,750                                  |  | 33,750                 | 0.02  | 33,750  |
| KISHANDAS PARASHRAM CHHABRIA              | 1                    | 9,50,750                                |  | 9,50,750               | 0.65  | 9,50,750  |
| DEEPAK KISHAN CHHABRIA                    | 1                    | 9,36,750                                |  | 9,36,750               | 0.64  | 9,36,750  |
| PRALHAD PARSRAM CHHABRIA                  | 1                    | 100                                     |  | 100                    | 0   | 100   |
| VIJAY KISHAN CHHABRIA                     | 1                    | 5,39,250                                |  | 5,39,250               | 0.37  | 5,39,250  |
| RITU PRAKASH CHHABRIA                     | 1                    | 95,000                                  |  | 95,000                 | 0.06  | 95,000  |
| RISHI VIJAY CHHABRIA                      | 1                    | 22,500                                  |  | 22,500                 | 0.02  | 22,500  |
| KARAN VIJAY CHHABRIA                      | 1                    | 22,500                                  |  | 22,500                 | 0.02  | 22,500  |
| GAYATRI PRAKASH CHHABRIA                  | 1                    | 1,05,000                                |  | 1,05,000               | 0.07  | 1,05,000  |
| HANSIKA HIYA PRAKASH CHHABRIA             | 1                    | 1,05,000                                |  | 1,05,000               | 0.07  | 1,05,000  |
| RADHIKA DEEPAK CHHABRIA                   | 1                    | 30,000                                  |  | 30,000                 | 0.02  | 30,000  |
| AMIT M KATARA                             | 1                    | 87,400                                  |  | 87,400                 | 0.06  | 87,400  |
| AMRITA MUKESH KATARA                      | 1                    | 85,400                                  |  | 85,400                 | 0.06  | 85,400  |
| <b>Any Other (specify)</b>                | 2                    | 4,69,66,170                             |  | 4,69,66,170            | 31.97   | 4,69,66,170   |
| ORBIT ELECTRICALS PRIVATE LIMITED         | 1                    | 4,69,56,120                             |  | 4,69,56,120            | 31.96   | 4,69,56,120   |
| KATARA DENTAL PVT.LTD.                    | 1                    | 10,050                                  |  | 10,050                 | 0.01  | 10,050  |
| <b>Sub Total A1</b>                       | 21                   | 5,48,41,170                             |  | 5,48,41,170            | 37.33   | 5,48,41,170   |
| <b>A2) Foreign</b>                        |                      |   |  |                        | 0   |   |
| <b>A=A1+A2</b>                            | 21                   | 5,48,41,170                             |  | 5,48,41,170            | 37.33   | 5,48,41,170   |



Regd. Office : 26-27, Mumbai-Pune Road, Pimpri, Pune- 411 018. India. Tel. : 91-20-27475963.  
Fax: 020-27470344,27472239. Website:www.finolex.com Email:sales@finolex.com  
CIN No. : L31300MH1967PLC016531

*Finolex gets people together*




Scrip Code : 500144

Shareholding Pattern

Quarter ending :September 2017


Statement showing shareholding pattern of the Public shareholder

| Category & Name of the Shareholders  | No. of shareholder | No. of fully paid up equity shares held | Nos. of shares underlying Depository Receipts | Total no. shares held | Shareholding % calculated as per SCRR, 1957 As a % of (A+B+C2) | No of Voting Rights | Total as a % of Total Voting right | Number of equity shares held in dematerialized form(Not Applicable) |
|--|--------------------|---|---|-----------------------|--|---------------------|------------------------------------|---|
| <b>B1) Institutions</b>  | 0                  | 0                                       |   |                       | 0  |                     | 0                                  |   |
| <b>Mutual Funds/</b>   | 65                 | 28473535                                |   | 2,84,73,535           | 19.38  | 2,84,73,535         | 18.62                              | 2,84,63,585   |
| DSP BLACKROCK BALANCED FUND  | 1                  | 7392780                                 |   | 73,92,780             | 5.03   | 73,92,780           | 4.83                               | 73,92,780   |
| BIRLA SUN LIFE TRUSTEE COMPANY PRIVATE LIMITED AC BIRLA SUN LIFE BALANCED \$5 FUND | 1                  | 2039552                                 |   | 20,39,552             | 1.39   | 20,39,552           | 1.33                               | 20,39,552   |
| KOTAK MAHINDRA BALANCE UNIT SCHEME 99  | 1                  | 1621728                                 |   | 16,21,728             | 1.1  | 16,21,728           | 1.06                               | 16,21,728   |
| TATA YOUNG CITIZENS FUND   | 1                  | 2835561                                 |   | 28,35,561             | 1.93   | 28,35,561           | 1.85                               | 28,35,561   |
| FRANKLIN TEMPLETON MUTUAL FUND A/C FRANKLIN INDIA PRIMA FUND                       | 1                  | 8260741                                 |   | 82,60,741             | 5.62   | 82,60,741           | 5.4                                | 82,60,741   |
| SBI MAGNUM GLOBAL FUND   | 1                  | 2077236                                 |   | 20,77,236             | 1.41   | 20,77,236           | 1.36                               | 20,77,236   |
| <b>Foreign Portfolio Investors</b>   | 120                | 9464954                                 |   | 94,64,954             | 6.44   | 94,64,954           | 6.19                               | 94,48,104   |
| <b>Financial Institutions/ Banks</b>   | 17                 | 1090947                                 |   | 10,90,947             | 0.74   | 10,90,947           | 0.71                               | 10,76,947   |
| <b>Sub Total B1</b>  | 202                | 39029436                                |   | 3,90,29,436           | 26.56  | 3,90,29,436         | 25.52                              | 3,89,88,636   |
| <b>B2) Central Government/ State Government(s)/ President of India</b>             | 0                  | 0                                       |   |                       | 0  |                     | 0                                  |   |
| <b>B3) Non-Institutions</b>  | 0                  | 0                                       |   |                       | 0  |                     | 0                                  |   |
| Individual share capital upto Rs. 2 Lacs   | 39511              | 17350669                                |   | 1,73,50,669           | 11.81  | 1,73,50,669         | 11.34                              | 1,55,11,625   |
| Individual share capital in excess of Rs. 2 Lacs                                   | 16                 | 10051427                                |   | 1,00,51,427           | 6.64   | 1,00,51,427         | 6.57                               | 1,00,51,427   |
| ANIL RAMCHAND CHHABRIA   | 1                  | 4761180                                 |   | 47,61,180             | 3.24   | 47,61,180           | 3.11                               | 47,61,180   |
| LEELA RAMCHAND CHHABRIA  | 1                  | 1779600                                 |   | 17,79,600             | 1.21   | 17,79,600           | 1.16                               | 17,79,600   |
| <b>NBFCs registered with RBI</b>   | 4                  | 9561                                    |   | 9,561                 | 0.01   | 9,561               | 0.01                               | 9,561   |
| <b>Any Other (specify)</b>   | 2547               | 25645532                                |   | 2,56,45,532           | 17.45  | 2,56,45,532         | 16.77                              | 2,52,15,285   |
| <b>NRI</b>   | 1392               | 642964                                  |   | 6,42,964              | 0.44   | 6,42,964            | 0.42                               | 6,42,964  |
| NRI – Repat  | 9                  | 16300                                   |   | 16,300                | 0.01   | 16,300              | 0.01                               |   |
| NRI – Non- Repat   | 508                | 329194                                  |   | 3,29,194              | 0.22   | 3,29,194            | 0.22                               | 3,21,894  |
| <b>Trusts</b>  | 6                  | 389207                                  |   | 3,89,207              | 0.26   | 3,89,207            | 0.25                               | 4,915   |
| <b>Clearing Members</b>  | 73                 | 17660                                   |   | 17,660                | 0.01   | 17,660              | 0.01                               | 17,660  |
| FINOLEX INDUSTRIES LIMITED   | 1                  | 22187075                                |   | 2,21,87,075           | 15.1   | 2,21,87,075         | 14.51                              | 2,21,87,075   |
| <b>Bodies Corporate</b>  | 559                | 24250207                                |   | 2,42,50,207           | 16.5   | 2,42,50,207         | 15.86                              | 2,42,27,852   |
| <b>Sub Total B3</b>  | 42078              | 53057189                                |   | 5,30,57,189           | 36.11  | 5,30,57,189         | 34.69                              | 5,07,87,898   |
| <b>B=B1+B2+B3</b>  | 42280              | 92086625                                |   | 9,20,86,625           | 62.67  | 9,20,86,625         | 60.21                              | 8,97,76,534   |



Regd. Office : 26-27, Mumbai-Pune Road, Pimpri, Pune- 411 018, India. Tel. : 91-20-27475963.  
 Fax: 020-27470344,27472239. Website:www.finolex.com Email:sales@finolex.com  
 CIN No. : L31300MH1967PLC016531

Finolex gets people together



Shareholding Pattern

Scrip Code : 500144

Quarter ending :September 2017

Statement showing shareholding pattern of the Non Promoter- Non Public shareholder

| Category & Name of the Shareholders(I) | No. of shareholder(II) | No. of fully paid up equity shares held(IV) | Nos. of shares underlying Depository Receipts(VI) | Total no. shares held(VII = IV+V+VI) | Shareholding % calculated as per SCRR, 1957 As a % of (A+B+C2)(VIII) | Number of equity shares held in dematerialized form(XIV)(Not Applicable) |
|--|------------------------|---|---|--------------------------------------|--|--|
| C1) Custodian/DR Holder                | 0                      | 0   |   |                                      | 0  |  |
| Custodian/DR Holder                    | 1                      | 6011550                                     |   | 60,11,550                            | 0  | 60,11,550  |
| CITIBANK N.A.                          | 1                      | 6011550                                     |   | 60,11,550                            | 0  | 60,11,550  |
| Sub Total C1                           | 1                      | 6011550                                     |   | 60,11,550                            | 0  | 60,11,550  |
| C2) Employee Benefit Trust             | 0                      | 0   |   |                                      | 0  |  |
| C= C1+C2                               | 1                      | 6011550                                     |   | 60,11,550                            | 0  | 60,11,550  |

