


Shareholding Pattern
Quarter ending : June 2018

Declaration

Particulars	Yes / No
Whether the Listed Entity has issued any partly paid up shares?	No
Whether the Listed Entity has issued any Convertible Securities ?	No
Whether the Listed Entity has issued any Warrants ?	No
Whether the Listed Entity has any shares against which depository receipts are issued?	Yes
Whether the Listed Entity has any shares in locked-in?	No
Whether any shares held by promoters are pledge or otherwise encumbered?	No
Whether company has equity shares with differential voting rights?	No

Summary statement holding of specified securities

Category of shareholder	Nos. of shareholders	No. of fully paid up equity shares held	No. of shares underlying Depository Receipts	Total nos. shares held	Shareholding as a % of total no. of shares (calculated as per SCRR, 1957)As a % of (A+B+C2)	Number of equity shares held in dematerialized form
(A) Promoter & Promoter Group	21	5,48,41,170		5,48,41,170	37.33	5,48,41,170
(B) Public	42,669	9,20,86,625		9,20,86,625	62.67	8,99,15,119
(C1) Shares underlying DRs	1		60,11,550	60,11,550	0	60,11,550
(C2) Shares held by Employee Trust					0	
(C) Non Promoter-Non Public	1		60,11,550	60,11,550	0	60,11,550
Grand Total	42,691	14,69,27,795	60,11,550	15,29,39,345	100	15,07,67,839




Shareholding Pattern

Quarter Ending : June 2018

Statement showing shareholding pattern of the Promoter and Promoter Group

Category of shareholder	Nos. of shareholders	No. of fully paid up equity shares held	No. of shares underlying Depository Receipts	Total nos. shares held	Shareholding as a % of total no. of shares (calculated as per SCRR, 1957)As a % of (A+B+C2)	Number of equity shares held in dematerialized form
A1) Indian						
Individuals/Hindu undivided Family	19	78,75,000		78,75,000	5.36	78,75,000
KATARA ARUNA MUKESH	1	28,12,850		28,12,850	1.91	28,12,850
SUNITA KISHANDAS CHHABRIA	1	11,63,400		11,63,400	0.79	11,63,400
KISHANDAS PARASHRAM CHHABRIA	1	9,50,750		9,50,750	0.65	9,50,750
DEEPAK KISHAN CHHABRIA	1	9,36,750		9,36,750	0.64	9,36,750
PRAKASH PRALHAD CHHABRIA	1	8,31,850		8,31,850	0.57	8,31,850
VIJAY KISHAN CHHABRIA	1	5,39,250		5,39,250	0.37	5,39,250
GAYATRI PRAKASH CHHABRIA	1	1,05,000		1,05,000	0.07	1,05,000
HANSIKA HIYA PRAKASH CHHABRIA	1	1,05,000		1,05,000	0.07	1,05,000
RITU PRAKASH CHHABRIA	1	95,000		95,000	0.06	95,000
AMIT KATARA	1	87,400		87,400	0.06	87,400
AMRITA MUKESH KATARA	1	85,400		85,400	0.06	85,400
VINI DEEPAK CHHABRIA	1	33,750		33,750	0.02	33,750
RADHIKA DEEPAK CHHABRIA	1	30,000		30,000	0.02	30,000
KATARA MUKESH DOLUMAL	1	23,500		23,500	0.02	23,500
PRIYA VIJAY CHHABRIA	1	22,500		22,500	0.02	22,500
RISHI VIJAY CHHABRIA	1	22,500		22,500	0.02	22,500
KARAN VIJAY CHHABRIA	1	22,500		22,500	0.02	22,500
KATARA MUKESH DOLUMAL (HUF)	1	7,500		7,500	0.01	7,500
PRALHAD PARSRAM CHHABRIA	1	100		100	0	100
Any Other (specify)	2	4,69,66,170		4,69,66,170	31.97	4,69,66,170
ORBIT ELECTRICALS PRIVATE LIMITED	1	4,69,56,120		4,69,56,120	31.96	4,69,56,120
KATARA DENTAL PVT.LTD.	1	10,050		10,050	0.01	10,050
Sub Total A1	21	5,48,41,170		5,48,41,170	37.33	5,48,41,170
A2) Foreign					0	
A=A1+A2	21	5,48,41,170		5,48,41,170	37.33	5,48,41,170




Shareholding Pattern Public Shareholder

Quarter ending : June 2018

Statement showing shareholding pattern of the Public shareholder

Category & Name of the Shareholders	No. of shareholder	No. of fully paid up equity shares held	No. of shares underlying Depository Receipts	Total no. shares held	Shareholding % calculated as per SCRR, 1957 As a % of (A+B+C2)	No. of Voting Rights	Total as a % of Total Voting right	No. of equity shares held in dematerialized form (Not Applicable)
B1) Institutions								
Mutual Funds/	28	30,892,992		3,08,92,992	21.03	3,08,92,992	21.03	3,08,83,042
FRANKLIN TEMPLETON MUTUAL FUND A/C FRANKLIN INDIA PRIMA FUND	1	8,176,045		81,76,045	5.56	81,76,045	5.56	81,76,045
DSP BLACKROCK A.C.E. FUND - SERIES 1	1	7,480,170		74,80,170	5.09	74,80,170	5.09	74,80,170
ADITYA BIRLA SUN LIFE TRUSTEE PRIVATE LIMITED A/C ADITYA BIRLA SUN LIFE EQUITY HYBRID '95 FUND	1	3,938,712		39,38,712	2.68	39,38,712	2.68	39,38,712
L AND T MUTUAL FUND TRUSTEE LTD-L AND T INFRASTRUCTURE FUND	1	2,699,605		26,99,605	1.84	26,99,605	1.84	26,99,605
TATA MUTUAL FUND- TATA EQUITY P/E FUND	1	2,229,465		22,29,465	1.52	22,29,465	1.52	22,29,465
KOTAK EQUITY HYBRID	1	2,024,562		20,24,562	1.38	20,24,562	1.38	20,24,562
Venture Capital Funds	4	10,846		10,846	0.01	10,846	0.01	10,846
Foreign Portfolio Investors	116	9,109,792		91,09,792	6.2	91,09,792	6.2	90,92,942
Financial Institutions/ Banks	14	46,553		46,553	0.03	46,553	0.03	32,553
Insurance Companies	1	1,045,182		10,45,182	0.71	10,45,182	0.71	10,45,182
Sub Total B1	163	41,105,365		4,11,05,365	27.98	4,11,05,365	27.98	4,10,64,565
B2) Central Government/ State Government(s) / President of India	0	0		0	0	0	0	0
B3) Non-Institutions	0	0			0		0	0
Individual share capital upto Rs. 2 Lacs	39,447	15,993,930		1,59,93,930	10.89	1,59,93,930	10.89	1,42,93,221
Individual share capital in excess of Rs. 2 Lacs	12	10,119,866		1,01,19,866	6.89	1,01,19,866	6.89	1,01,19,866
ANIL RAMCHAND CHHABRIA	1	4,761,180		47,61,180	3.24	47,61,180	3.24	47,61,180
LEELA RAMCHAND CHHABRIA	1	1,779,600		17,79,600	1.21	17,79,600	1.21	17,79,600
Any Other (specify)	3,047	24,867,464		2,48,67,464	16.92	2,48,67,464	16.92	2,44,37,467
Clearing Members	52	42,549		42,549	0.03	42,549	0.03	42,549
Non-Resident Indian (NRI)	1,825	741,737		7,41,737	0.5	7,41,737	0.5	7,41,737
Foreign Nationals	742	413,364		4,13,364	0.28	4,13,364	0.28	3,89,764
Trusts	4	404,430		4,04,430	0.28	4,04,430	0.28	20,138
TCG FUNDS FUND 1	1	15,300		15,300	0.01	15,300	0.01	15,300
Bodies Corporate	423	23,250,084		2,32,50,084	15.82	2,32,50,084	15.82	2,32,27,979
FINOLEX INDUSTRIES LIMITED	1	22,187,075		2,21,87,075	15.1	2,21,87,075	15.1	15,300
Sub Total B3	42,506	50,981,260		5,09,81,260	34.7	5,09,81,260	34.7	4,88,50,554
B=B1+B2+B3	42,669	92,086,625		9,20,86,625	62.67	9,20,86,625	62.67	8,99,15,119



Shareholding Pattern Non Promoter-Non Public

Quarter ending : June 2018

Statement showing shareholding pattern of the Non Promoter- Non Public shareholder

Category & Name of the Shareholders(I)	No. of shareholder(III)	No. of fully paid up equity shares held(IV)	Nos. of shares underlying Depository Receipts(VI)	Total no. shares held(VII = IV+V+VI)	Shareholding % calculated as per SCRR, 1957 As a % of (A+B+C2)(VIII)	Number of equity shares held in dematerialized form(XIV)(Not Applicable)
C1) Custodian/DR Holder						
Custodian/DR Holder	1	6,011,550		60,11,550	0	60,11,550
CITIBANK N.A.	1	6,011,550		60,11,550	0	60,11,550
Sub Total C1	1	6,011,550		60,11,550	0	60,11,550
C2) Employee Benefit Trust	0	0			0	
C= C1+C2	1	6,011,550		60,11,550	0	60,11,550

