


Shareholding Pattern

Quarter ending : June 2020

Summary statement holding of specified securities

Category of shareholder	Nos. of shareholders	No. of fully paid up equity shares held	No. of shares underlying Depository Receipts	Total nos. shares held	Shareholding as a % of total no. of shares (calculated as per SCRR, 1957) As a % of (A+B+C2)	No. of Voting Rights	Total as a % of Total Voting right	Number of equity shares held in dematerialized form
(A) Promoter & Promoter Group	21	54,841,170		54,841,170	35.92%	54,841,170	35.86%	54,841,170
(B) Public	52,596	97,846,675		97,846,675	64.08%	97,846,675	63.98%	96,409,919
(C1) Shares underlying DRs	1		251,500	251,500	0	251,500	0.16%	251,500
(C2) Shares held by Employee Trust					0			
(C) Non Promoter-Non Public	1		251,500	251,500	0.16%			251,500
<b>Grand Total</b>	<b>52,618</b>	<b>152,687,845</b>	<b>251,500</b>	<b>152,939,345</b>	<b>100.16%</b>	<b>152,939,345</b>	<b>100.00%</b>	<b>151,502,589</b>




Shareholding Pattern

Quarter Ending : June 2020

Statement showing shareholding pattern of the Promoter and Promoter Group

Category of shareholder	Nos. of shareholders	No. of fully paid up equity shares held	No. of shares underlying Depository Receipts	Total nos. shares held	Shareholding as a % of total no. of shares (calculated as per SCRR, 1957) As a % of (A+B+C2)	Number of equity shares held in dematerialized form
A1) Indian						
Individuals/Hindu undivided Family	19	78,75,000		78,75,000	5.36	78,75,000
KATARA ARUNA MUKESH	1	28,12,850		28,12,850	1.91	28,12,850
SUNITA KISHANDAS CHHABRIA	1	11,63,400		11,63,400	0.79	11,63,400
KISHANDAS PARASHRAM CHHABRIA	1	9,50,750		9,50,750	0.65	9,50,750
DEEPAK KISHAN CHHABRIA	1	9,36,750		9,36,750	0.64	9,36,750
PRAKASH PRALHAD CHHABRIA	1	8,31,850		8,31,850	0.57	8,31,850
VIJAY KISHAN CHHABRIA	1	5,39,250		5,39,250	0.37	5,39,250
GAYATRI PRAKASH CHHABRIA	1	1,05,000		1,05,000	0.07	1,05,000
HANSIKA HIYA PRAKASH CHHABRIA	1	1,05,000		1,05,000	0.07	1,05,000
RITU PRAKASH CHHABRIA	1	95,000		95,000	0.06	95,000
AMIT KATARA	1	87,400		87,400	0.06	87,400
AMRITA MUKESH KATARA	1	85,400		85,400	0.06	85,400
VINI DEEPAK CHHABRIA	1	33,750		33,750	0.02	33,750
RADHIKA DEEPAK CHHABRIA	1	30,000		30,000	0.02	30,000
KATARA MUKESH DOLUMAL	1	23,500		23,500	0.02	23,500
PRIYA VIJAY CHHABRIA	1	22,500		22,500	0.02	22,500
RISHI VIJAY CHHABRIA	1	22,500		22,500	0.02	22,500
KARAN VIJAY CHHABRIA	1	22,500		22,500	0.02	22,500
KATARA MUKESH DOLUMAL (HUF)	1	7,500		7,500	0.01	7,500
PRALHAD PARSRAM CHHABRIA	1	100		100	0	100
Any Other (specify)	2	4,69,66,170		4,69,66,170	31.97	4,69,66,170
ORBIT ELECTRICALS PRIVATE LIMITED	1	4,69,56,120		4,69,56,120	31.96	4,69,56,120
KATARA DENTAL PVT.LTD.	1	10,050		10,050	0.01	10,050
Sub Total A1	21	5,48,41,170		5,48,41,170	37.33	5,48,41,170
A2) Foreign					0	
A=A1+A2	21	5,48,41,170		5,48,41,170	37.33	5,48,41,170




Shareholding Pattern Public Shareholder

Quarter ending : June 2020

Statement showing shareholding pattern of the Public shareholder

Category & Name of the Shareholders	No. of shareholder	No. of fully paid up equity shares held	No. of shares underlying Depository Receipts	Total no. shares held	Shareholding % calculated as per SCRR, 1957 As a % of (A+B+C2)	No. of Voting Rights	Total as a % of Total Voting right	No. of equity shares held in dematerialized form (Not Applicable)
<b>B1) Institutions</b>								
Mutual Funds/	19	30,183,073		30,183,073	19.77%	30183073	19.74%	30,176,623
DSP SMALL CAP FUND	1	7,846,004		7,846,004	5.14%	7846004	5.13%	7,846,004
ADITYA BIRLA SUN LIFE TRUSTEE PRIVATE LIMITED A/C ADITYA BIRLA SUN LIFE EQUITY HYBRID '95 FUND	1	2115918		2,115,918	1.39%	2115918	1.38%	2,115,918
L AND T MUTUAL FUND TRUSTEE LTD-L AND T INFRASTRUCTURE FUND	1	5186897		5,186,897	3.40%	5186897	3.39%	5,186,897
KOTAK EQUITY HYBRID	1	2,669,411		2,669,411	1.75%	2669411	1.75%	2,669,411
FRANKLIN INDIA EQUITY ADVANTAGE FUND	1	10,332,565		10,332,565	6.77%	10332565	6.76%	10,332,565
Venture Capital Funds	3	10,845		10,845	0.01%	10845	0.01%	10,845
Foreign Portfolio Investors	92	10,623,482		10,623,482	6.96%	10623482	6.95%	10,622,482
LGOF GLOBAL OPPORTUNITIES LIMITED	1	2,879,550		2,879,550	1.89%	2879550	1.88%	2,879,550
Financial Institutions/ Banks	9	45,902		45,902	0.03%	45902	0.03%	33,402
Sub Total B1	123	40,863,302	0	40,863,302	26.76%	40,863,302	26.72%	40,843,352
<b>B2) Central Government/ State Government(s) / President of India</b>	0	0		0	0.00%		0.00%	
<b>B3) Non-Institutions</b>	0	0		0	0.00%		0.00%	
Individual share capital upto Rs. 2 Lacs	49,218	15,665,086		15,665,086	10.26%	15665086	10.24%	14,648,772
Individual share capital in excess of Rs. 2 Lacs	11	9,481,775		9,481,775	6.21%	9481775	6.20%	9,481,775
ANIL RAMCHAND CHHABRIA	1	1779600		1,779,600	1.17%	1779600	1.16%	1,779,600
LEELA RAMCHAND CHHABRIA	1	4,761,180		4,761,180	3.12%	4761180	3.11%	4,761,180
Any Other (specify)	3,244	31,836,512	0	31,836,512	20.85%	31,836,512	20.82%	31,436,020
Bodies Corporate	341	23,377,418		23,377,418	15.31%	23377418	15.29%	23,372,368
FINOLEX INDUSTRIES LIMITED	1	22187075		22,187,075	14.53%	22187075	14.51%	22,187,075
Clearing Members	94	97,014		97,014	0.06%	97014	0.06%	97,014
Non-Resident Indian (NRI)	2,801	3819207		3,819,207	2.50%	3819207	2.50%	3,807,557
GOPICHAND PARMANAND HINDUJA	1	2879550		2,879,550	1.89%	2879550	1.88%	2,879,550
Qualified Institutional Buyer	3	3,837,953		3,837,953	2.51%	3837953	2.51%	3,837,953
Trusts	4	397,715		397,715	0.26%	397715	0.26%	13,923
IEPF	1	307,205		307,205	0.20%	307205	0.20%	307,205
Sub Total B3	52,473	56,983,373	0	56,983,373	37.32%	56,983,373	37.26%	55,566,567
<b>B=B1+B2+B3</b>	<b>52,596</b>	<b>97,846,675</b>	<b>0</b>	<b>97,846,675</b>	<b>64.08%</b>	<b>97,846,675</b>	<b>63.98%</b>	<b>96,409,919</b>



**Shareholding Pattern Non Promoter-Non Public**

Quarter ending : June 2020

**Statement showing shareholding pattern of the Non Promoter- Non Public shareholder**

Category & Name of the Shareholders(I)	No. of shareholder(III)	No. of fully paid up equity shares held(IV)	Nos. of shares underlying Depository Receipts(VI)	Total no. shares held(VII = IV+V+VI)	Shareholding % calculated as per SCRR, 1957 As a % of (A+B+C2)(VIII)	Number of equity shares held in dematerialized form(XIV)(Not Applicable)
C1) Custodian/DR Holder						
Custodian/DR Holder	1	0	251,500	251,500	0	251,500
CITIBANK N.A.	1	0	251,500	251,500	0	251,500
Sub Total C1	1	0	251,500	251,500	0	251,500
C2) Employee Benefit Trust	0	0	0	0	0	0
C= C1+C2	1	0	251,500	251,500	0	251,500

